

# Quilt-A-Gram



Volume 47, no. 3 BTQGnews@gmail.com

## BOONESLICK TRAIL QUILTERS' GUILD


### CEO's Message

What an exciting year ahead it will be for members of the Booneslick Trail Quilters' Guild. As we move into the third month of the 2024-25 year, there are at least 20 fascinating topics to be explored by presenters as well as a handful of special events. If you don't learn something new, interesting, challenging, innovative, retro, and most of all, just plain fun, well ... what can I say? I just don't think that's a very likely outcome.

We start in September with a four-hour workshop to learn Stack-N-Whack techniques under the tutelage of Judy Vore. This technique was hot, hot, hot in the '90s, and it's come back around. Also, in September will be "Accentuate the Negative" by Trisch Price. The quilt is mostly background with some strategically placed accent pieces and a strong quilting pattern. I'm fascinated by this style and hope to complete one soon.

In October, Bettina Havig, one of the founders of BTQG and now Day Chapter president, will share her extraordinary body of work over her many years of fiber work. I'm sure it will be amazing to see her selections. Linda Bratten is going to show us how to paint fabric to use in quilt making. I saw a portion of her program at the Rooster Creek Quilt Show earlier this summer. Look out, it could draw you in – resulting in a need for more studio space for supplies. It's a lovely technique.

In November, Amy Bradley will help us prepare our creations for market – it could prove quite helpful in finding a better or new way to pay for our fiber habits. Dawn Heese, a long-time guild member, will explore fabric design with us. Haven't you ever asked: How did they do that? when you've come across ...*Continued on Page 4*



**Day Chapter Meeting**  
**Monday — Sept 9th**  
**Fairview UMC**  
**Doors Open: 7:30 am**  
**WORKSHOP: 8:00 AM**  
**(PREVIOUS REGISTRATION REQ'D)**  
**MEETING: 1:00pm**



**Starlight Piecemakers**  
**Thursday — Sept 5th**  
**Fairview UMC**  
**Doors Open: 6:00 pm**  
**Meeting: 7:00 pm**

### *A Message from Bettina —*

WOW!!! What a turnout for the August meeting! We nearly had standing room only.

Karen Hill, our speaker, showed us a plethora of miniature quilts while Ustena clipped them to the room dividers for extended viewing. Barb Sanders, Lauri Murphy, and Maria DeLamatre paraded them around for closer looks. Thanks!

Earlier, during our regular Sit n Sew, Sue Donnelly and Mindy Smith offered hands-on instruction in two methods for piecing our logo block...you see how simple it is? Thank you, Sue and Mindy. Does anyone imagine that the whining will stop?

September will bring our first guest workshop on Stack-N-Whack. The hardest part is selecting the fabric. Maggie Walter will oversee both the workshop and the meeting. **Workshop attendees should arrive by 7:30 am.** Remember to bring your own coffee or whatever to get you going. Have fun, this is a hobby.

— Bettina Havig,  
 Day Chapter President

### *A Message from Donna—*

September is a transitional month. Do we still hang on to summer or give in to accepting autumn is sneaking in? I think it's a little of both which could be negative and positive for some of us. Speaking of negative, this month's speaker Trisch Price, will present on how to "Accentuate the Negative," Making the Most of Negative Space in Modern Quilts. I wager we will learn how to highlight even some of our more traditional quilting methods with this inspiring program.

On a positive note, Starlight members voted on having the traditional holiday buffet for our December meeting. The guild will purchase the meat entrée and members will bring in their favorite covered dishes which include DESSERT! It will be a time to celebrate our friendship, our talents, and our blessings. Start flipping through those recipe files!

Enjoy the last hurrahs of summer!

— Donna Puleo  
 Starlight Chapter President



# Quilt-A-Gram

Volume 47, no. 3 FY 2024-2025

Published monthly by Booneslick Trail Quilters' Guild, a not-for-profit organization, established in 1978, and dedicated to educating its members in the art and appreciation of quilt making.

## BTQG Board of Directors 2024-2025

### Executive Board Members (Elected Officers)

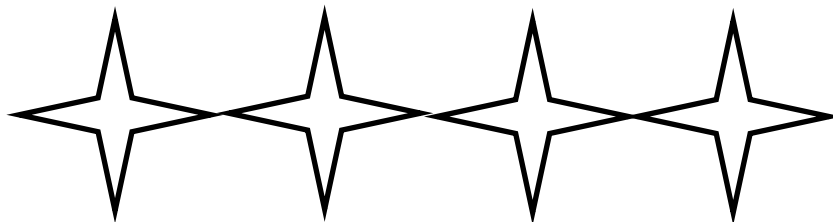
<b>CEO</b>	Maggie Walter	<a href="mailto:maggiewalter7@gmail.com">maggiewalter7@gmail.com</a>
<b>Vice CEO</b>	Mindy Smith	<a href="mailto:mindy@missouri.edu">mindy@missouri.edu</a>
<b>Past CEO</b>	Lora Brinkman	<a href="mailto:lora3677@gmail.com">lora3677@gmail.com</a>
<b>Secretary</b>	Kitty Peer	<a href="mailto:kitty.peer@gmail.com">kitty.peer@gmail.com</a>
<b>Treasurer</b>	Amy Reilly	<a href="mailto:reilly2teach@yahoo.com">reilly2teach@yahoo.com</a>
<b>Day President</b>	Bettina Havig	<a href="mailto:bettinaqc@socket.net">bettinaqc@socket.net</a>
<b>Starlight President</b>	Donna Puleo	<a href="mailto:puleod@missouri.edu">puleod@missouri.edu</a>

### Standing Committee Chairs (Appointed)

<b>Chapters Program</b>	Mindy Smith	<a href="mailto:mindy@missouri.edu">mindy@missouri.edu</a>
	Bettina Havig	<a href="mailto:bettinaqc@socket.net">bettinaqc@socket.net</a>
<b>Membership</b>	Kat Reece	<a href="mailto:kathrynreece24@gmail.com">kathrynreece24@gmail.com</a>
<b>Library</b>	Anna Mary Hughes	<a href="mailto:annamaryyh@gmail.com">annamaryyh@gmail.com</a>
<b>Service Projects</b>	Open	
<b>Newsletter</b>	Glenda Moum	<a href="mailto:moumg@missouri.edu">moumg@missouri.edu</a>
<b>Quilt Show</b>	Martha Eberhard	<a href="mailto:marthaebhard@hotmail.com">marthaebhard@hotmail.com</a>

### Ad Hoc Committee Chairs (Appointed)

<b>Website</b>	Janet Hollandsworth	<a href="mailto:quilterchic@gmail.com">quilterchic@gmail.com</a>
<b>Social Media</b>	Barb Nixon	<a href="mailto:vb Nixon22@gmail.com">vb Nixon22@gmail.com</a>
<b>Membership Directory</b>	Lora Brinkman	<a href="mailto:lora3677@gmail.com">lora3677@gmail.com</a>
<b>Winter Retreat</b>	Betty White	<a href="mailto:wbettyj49@gmail.com">wbettyj49@gmail.com</a>



## Treasurer's Report

Period: 7/01/2024-7/31/2025

Approved Report prepared & submitted on 8/12/2024 to Board for Approval by

**Amy Reilly, Treasurer**

Guild's NET ASSETS on 7/31/2024	
Cash 7/31/2024 (General Ledger)	\$19,166.45
CD's (3)	\$19,225.53
<b>Net Assets on 7/31/2024</b>	<b>\$38,391.98</b>
Number of Members	90
FY2024-2025 (07/01/24-06/30/25) Year-to-Date Summary of General Ledger Financial Transactions To-Date	
Beginning Cash Balance (G/L) 7/1/2024	\$23,329.04
FY2024-2024 Deposits	\$3,597.25
FY2024-2024 Expenses	<b>(\$7,759.54)</b>
<b>Ending (Cash) Balance on 7/31/2024</b>	<b>\$19,166.75</b>

**Left behind...**one of our members planned ahead and brought a chair cushion to render her chair less uncomfortable. Clever. Like with many things there are pros and cons. It was left behind. In the meantime, while those of us with no added cushion had to suffer the hard chairs, at least our cushions weren't left behind. Claim at either September meeting; it is in the storage area.

## Board of Directors Monthly Meeting

### From the Board Secretary:

The executive board met on 8/12/23 at 6:00 pm at Appletree Quilting with a full quorum and adjourned at 7:30 pm. Officers, standing committee chairs and ad hoc chairs reported, as well as old business, new business discussed. The following action was taken:

1. The following sentence was removed from the Cancellation section of the contract for presenters: "The guild reserves the right to cancel a workshop if there are not sufficient registrations."

The minutes in entirety will be available on the BTQG website after the September board meeting. July minutes are available now if you would like to review them. The next board meeting will be on Monday, September 9, 2024 at 6:00 pm at Appletree Quilting.

— Kitty Peer, Secretary

# September 2024

Sun Mon Tue Wed Thu Fri Sat

1	2 	3	4	5 Starlight Piecemakers 7:00 pm	6	7
8	9 Stack-N-Whack 8:00 am  Day Chapter 1:00 pm  Board Meeting 6:00 pm Appletree Quilting	10  Evening Sit n Sew 5:00 pm Appletree Quilting	11	12 Sassy Stitches 9:30-11:30 am DBRL	13	14
15	16 SASH 2:00 pm Appletree Quilting	17	18	19	20	21
22	23	24 Needlework 1:00 pm Mona Stevenson	25	26 Southside 11 am-2 pm Ashland Public Library	27	28
29	30					

**Calendar Contacts:** (For e-mail addresses, consult the directory)

**Day Chapter:** Bettina Havig 573-449-1602  
**Starlight Chapter:** Donna Puleo 573-808-6079  
**Guild's Calendar:** Mindy Smith 573-864-3936

Please note that not all interest groups meet every month. You are welcome to ask the contact people at right for information or questions about any of these friendly groups.

**Guild Interest Groups**

**Evening Sit N Sew:** Carol Sexton 775-830-9654  
**Featherweight Friends:**  
**Medallion Group:** Bettina Havig 573-449-1602  
**Needlework:** Mona Stevenson 573-698-2019  
**SASH\*:** Sarah Briggs 573-634-2162 or Linda Karns 573-825-2020  
**Sassy Stitches** Peggy Brothers 573-819-6682  
**Small Wonders:** Karon Huggler 573-489-6373  
**Southside:**

\*Short Attention Span Happy Quilters!

*Continued from Page 1...* a stunning hunk of material? I know I have and soon we will know the answer. That takes us to December when both chapters will have a holiday event – always something to look forward to enjoying. I'll save the rest of the program lists until the December newsletter.

And remember: Your membership dues allow you to attend every chapter meeting. If you want to peek ahead, you can find the complete lists on the BTQG website.

The program committee of Bettina, Mindy Smith, and Michelle Albers deserve a huge chunk of praise for all their work in organizing the programs. Janet Hollandsworth does such a great job of keeping everything up to date on the website. I really appreciate her work so much. While I'm handing out praise, let me slip in a kudo to Glenda Moum, editor of Quilt–A–Gram, our monthly newsletter. She must have a magic crowbar to squeeze all the content into those eight pages. Thank you so much, Glenda. It would be terribly remiss of me not to extend extreme thanks to all of the executive board members, the chapter presidents, the standing committee chairs, and the ad hoc committee chairs. This dynamic band of volunteers makes all the activities of the guild possible. It's amazing!

— Maggie Walter  
BTQG CEO

### Membership Directory Time

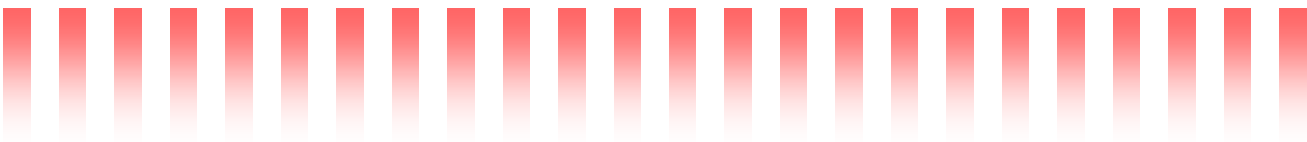
It's time once again for the annual BTQG Membership Directory to be created. Lora Brinkman will be putting those together this year.

We need YOUR help! Are you a new member? Have you aged? Would you like an updated photo of yourself in the directory? You have 2 options:

- email or text a photo **by September 12, 2024**, to Lora Brinkman ([Lora3677@gmail.com](mailto:Lora3677@gmail.com) or 573-821-0262)
  - If you are going to provide your own photo, please make sure the background is fairly plain. Think plain boring white or light-colored wall. Directories are printed in black and white, so a lot of activity in the background will only take away from your smiling face.
  - Show up early to the September Starlight meeting and have your photo taken. *We apologize, but with the other activities going on at the Day Chapter meeting, we are not able to take photos before the September Day Chapter meeting.*

Directories will be available for pick up at the October meetings. Any directory not picked up by January will be mailed to the member.

— Lora Brinkman



### Happy Birthday!!!



9/4	Donna Puleo	9/19	Judi Kirkpatrick
9/10	Jan Canyon	9/21	Sue Thomas
9/11	Julia Wilkerson	9/23	Jackie Berry Pam Close
9/14	Mary Lu Brown	9/24	Lauri Murphy
9/17	Barb Sanders	9/29	Irmgard Marsh
	Susan Tharp	9/29	Barb Nixon
9/19	Barb Beattie	9/29	Virginia Peterson

## It's Almost Time for the Stack-N-Whack Workshop with Judy Vore

Judy Vore will be here Sept. 9th to conduct her Stack-N-Whack quilt workshop. If you are registered, it's time to buy your supplies to be ready to roll at the 8:00 am start. (Registration is full; we're asking participants to arrive at Fairview United Methodist Church no later than 7:30 am to set up, organize your workspace, and meet the other participants.) **Remember there will be no Sit n Sew or Featherweight Friends on the 9th.**

Judy, a noted quilter from Parkville, Mo., will also present the program at the Day Chapter meeting which starts at 1:00 pm. Her program is **open to all members and visitors** of the guild.

### Meet Judy Vore

Stack-N-Whack quilting was the first program Judy Vore developed when she began her professional career as a quilting instructor. When Judy was 8 years old, her mother taught her how to sew. Many years later, Judy taught her mother how to quilt. Together, they made the 25 original quilts – in 9 months – that became the core of her Stack-N-Whack presentation.

As a young sewist, Judy made all of her own clothes and branched into home dec and other sewing adventures. Her quilting career began when she and her husband, Keith, were stationed at Fort Leavenworth, Kansas. A neighbor, Barb, convinced Judy, after much coaxing, to try hand applique. She loved it, and to this day, she said, "It's still my favorite way to quilt." Nowadays she designs quilts as well as continues as a professional presenter. She prefers more traditional quilts to modern art quilts.

She and Keith have been married for 44 years, with more than 26 years moving from Army base to Army base, including a stint in Korea. They have one son, Jeremie, who is an Army chaplain based in New York. Judy makes his liturgical stoles as he asks for quilted ones from his mom. His son, Lukas, will be starting his second year at the University of Missouri, majoring in political science and pre-law. The proud grandparents are looking forward to having Sunday dinner with him in Columbia.

Monday will also be the final time they will lug the five huge suitcases that hold the original 25 Stack-N-Whack quilts as Judy is retiring that presentation. Don't worry, you can still catch Judy as she continues her workshop presentations in a Panel Quilt Program she started in 2017. She's updated it and calls the new version Panel Quilt 2.0.



### The Sampler Quilt

Block # 1 is 12 inches

Block # 2 will be a 10-inch block of your choice.

Please keep up each month. Remember I always speak finished size.



### Service Effort

We have collected enough 9-patch blocks to make a first top. If you prefer not to make blocks but have 2½ inch strips cut, we can use them (maybe leftover from an earlier project). Please check your seam allowance. The blocks should measure 6 ½ so that they finish 6 inches.

—Bettina Havig, Day Chapter President



## Quilt Show

After months of planning and preparation, it's finally time for the ***Quilts of Many Colors*** quilt show. The show will be held at Community United Methodist Church, 3301 W. Broadway, Columbia, MO.

**Thursday, September 19**, is setup day and we have access to the exterior doors of the church's Welcome Center, Fellowship Hall, and the entrance in between. The workday begins at 8:00 am. Quilts should be dropped off at the entrance between the Welcome Center and the Fellowship Hall between 8 am and noon.



**Friday, September 20** - Everyone should enter the church through the entrance door between the Welcome Center and the Fellowship Hall. Our BTQG banner will be posted at that doorway. Doors open at 9 :00 am; show hours are **10:00 am - 5:00 pm**.

**Saturday, September 21** - Doors open at 9:00 am for volunteer arrival. Show hours are **10:00 am - 4:00 pm**. Takedown begins at 4:00 pm; quilts should be picked up between 5:00 pm - 6:00 pm.

The entry fee is \$5.00. Tickets may be purchased in advance from a committee member or at the September chapter meetings. Guild members who volunteer at the show over the three days will get one free entry.

Quilt show t-shirts will be distributed at the September chapter meetings.



---

### Marketplace Update

We now have a wide variety of merchandise to sell at the quilt show. Thanks to everyone who made things or donated other items. The September meetings will be your last opportunity to turn in your projects. If you haven't finished by then, tuck them away to finish for the 2026 show. Those meetings will also be the final dates to turn in forms for any commission sale items. Commission things should be brought to the show venue on Thursday during set up, preferably in the morning. Watch our Facebook page for photos of a selection of handmade things for sale.

—Trina and Mona

---

### Getting Your Quilt Entry Ready for the Show

You've entered your quilt(s) now you need to do a few more things before you turn it in.

1. Sleeve – if your quilt is more than 24" wide, it needs a sleeve. There is a good tutorial on our website under the Quilt Show tab that tells you how to make a sleeve. To attach it you can stitch it on the back or even pin it. I attach mine by machine using the longest stitch my machine does and invisible thread. I place the sleeve about an inch from the top and allow about an inch on each side.
2. Label and Claim Check – these were created when you entered your quilt. The label should be placed in the lower right corner when looking at the back of your quilt. It can be pinned or stitched in place. I use the same method as attaching the sleeve and machine stitch using invisible thread. Hang on to the claim check so you can get your quilt(s) back on Saturday after the show. The quilts should be ready to pick up at five o'clock.
3. Folding your quilt – it would be helpful to the people checking in quilts if you could fold your quilt so the label is showing. The person in charge of setup has asked if we would put the quilt dimensions on the label.
4. Dropping off your quilt – quilts can be dropped off at the church Community United Methodist Church, 3301 W Broadway, starting at 8:00 am on Thursday, September 19th. We will be checking in quilts until noon on the 19th. If someone is bringing your quilt(s), please be sure they know where to bring them and the time.

See you on Thursday, September 19th.

—Willie Morris



**Southside**, formerly Southside EPP: our group meets at the Ashland Public Library and you are welcome to join us. Although we have focused on English Paper Piecing in the past, it is now open to **any** hand work. You'll love the natural lighting, artsy new ideas, and in general, sewing with a fun group! So if you live in Ashland, Holts Summit, Jefferson City, or of course Columbia, try sewing with us! Our next meeting is Thursday, Sept. 26, 11:00 am - 2:00 pm. And, yes, bring your lunch!

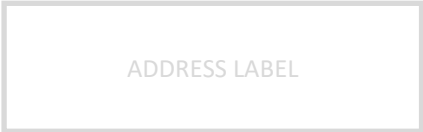
—Sue Donnelly

### Starlight Looking Forward

Looking ahead to our October Starlight program—Bettina Havig will present a trunk show for our program. She will share from her mountainous collection of wonderful quilts. Her presentation is "Here a Quilt, There a Quilt, Everywhere a Quilt Quilt." See you there!

— Mindy Smith  
Vice CEO

Booneslick Trail Quilters' Guild  
P.O. Box 542  
Columbia, MO 65205-0542



VISIT OUR WEBSITE  
[HTTP://BTQG.MISSOURI.ORG](http://BTQG.MISSOURI.ORG)

	<p>Day Chapter Meeting Monday — Sept 9th Fairview UMC WORKSHOP: 8:00 AM (PREVIOUS REGISTRATION REQ'D) MEETING: 1:00pm</p>		<p>Starlight Piecemakers Thursday — Sept 5th Fairview UMC Doors Open: 6:00 pm Meeting: 7:00pm</p>
---	---	---	---

A horizontal row of 14 colorful hot air balloon icons.

**SAVE THE DATE — Quilting with My Friends**

BTQG Winter Retreat  
February 28-March 2, 2025

Registration Form and More Information  
coming in the October newsletter.

A horizontal row of 14 colorful hot air balloon icons.