

Quilt-A-Gram



Volume 47, no. 1 BTQGnews@gmail.com

BOONESLICK TRAIL QUILTERS' GUILD

CEO's Message

When I was a lass of about 4 years old, my mother borrowed her mother's Singer treadle sewing machine. Mom gathered up 3x3 squares of material she gleaned from cutting up family clothing. She then corralled me and my next older sister, Laura, who was almost 6 years old, and sat us at each side of her as she sat in the kneehole slot. From there, we learned to sew.

After weeks of diligent work, Laura and I produced a quilt top. Today, I can only say I think it was a nine patch pattern. I do remember pieces of my dad's old winter coat – a heavy brown tweed. There were slices of other coats and dresses from other family members. Overall, it was quite colorful. We tied knots from rug warp into every intersection of the blocks through the top, a bit of batting and a flannel backing. It was more than 65 years before I made another quilt.

So, here I am today, anchoring the position as CEO of the Booneslick Trail Quilters' Guild. What an honor! What a responsibility! What fun! When members of the nominating committee for officers for 2024-25 asked me to take on the job, I turned them down. At the time, I was chair of the Program Committee. It was so much fun and educational that I didn't want to quit. So, the committee members didn't exactly twist my arm, but I think it was close.

Believing their sales pitch that the job was mostly administrative, I caved. Officially the job begins July 1, when the guild's new year begins. So far they weren't lying. *(Continued on Page 5)*



Day Chapter Meeting
Monday — July 1st
Fairview UMC
 SIT N SEW: 9:30 AM—1:00 PM
 MEETING: 1:00 pm



Starlight Piecemakers
Thursday — July 11th
Fairview UMC
 Doors Open: 5:00 pm
 Sit n Sew

A Message from Bettina—

Our July speaker is Barb Krieg. Her program, "Crumb Quilts," sounds like fun. See more info elsewhere in the newsletter.

Now to my first Day Chapter President's message.

Now you've done it!!! All the members who wanted to be Day Chapter president have stepped aside so I could have the honor. Thank you.

Just so you know...there will be some changes. We will have our annual live and silent auctions in December but will **not** have a potluck. Instead, we're planning a box lunch social. The cost will probably be less than the cost of the dish you would bring. Just think of it: no deciding what to bring, no leftovers and no dirty dish to take home. Keep your hands free to collect the items you purchased in the auction.

Our service project is so successful thanks to our zealous and dedicated chair that we can take a bit of a breather. There will **not** be a chapter meeting dedicated to service projects. There will be a

(Continued on Page 5)

A Message from Donna—

Many of you may remember me as I greeted you at the Membership table for the past two years, which I truly enjoyed. I thought I'd try something different this year when I accepted the Starlight Chapter President position. Way out of my comfort zone! I will forewarn you I know not what I'm doing, but with a little help from friends like all of you, I hope the Starlight Chapter continues to provide education, inspiration, and fellowship. But, I will admit, my palms are sweating!

The July Starlight meeting is devoted to Sit n Sew; details are in the Marketplace Update article in this newsletter. We will have **Show and Tell** so please bring your works of art. Maybe some of them will be sneak peeks for the quilt show.

I have big shoes to fill following Kat Reece as your Starlight Chapter President. I admired her style and wit, so a great big "thank you" from me to Kat!

— Donna Puleo
 Starlight Chapter President



Quilt-A-Gram

Volume 47, no. 1 FY 2024-2025

Published monthly by Booneslick Trail Quilters' Guild, a not-for-profit organization, established in 1978, and dedicated to educating its members in the art and appreciation of quilt making.

Treasurer's Report

Period: 7/01/2023-6/30/2024

Approved Report prepared & submitted on 6/10/2024 to Board for Approval by

Willie Morris, Treasurer

BTQG Board of Directors 2024-2025

Executive Board Members (Elected Officers)

CEO	Maggie Walter	maggiewriter7@gmail.com
Vice CEO	Mindy Smith	mindy@missouri.edu
Past CEO	Lora Brinkman	lora3677@gmail.com
Secretary	Kitty Peer	kitty.peer@gmail.com
Treasurer	Amy Reilly	reilly2teach@yahoo.com
Day President	Bettina Havig	bettinaqc@socket.net
Starlight President	Donna Puleo	puleod@missouri.edu

Standing Committee Chairs (Appointed)

Chapters Program	Mindy Smith Michelle Albers	mindy@missouri.edu
Membership	Kat Reece	kathrynreece24@gmail.com
Library	Anna Mary Hughes	annamaryyh@gmail.com
Service Projects	Open	
Newsletter	Glenda Moum	moumg@missouri.edu
Quilt Show	Martha Eberhard	marthaeberhard@hotmail.com

Ad Hoc Committee Chairs (Appointed)

Website	Janet Hollandsworth	quilterchic@gmail.com
Social Media	Barb Nixon	vbixon22@gmail.com
Membership Directory	Lora Brinkman	lora3677@gmail.com
Winter Retreat	Betty White Debbie Odor	wbettyj@gmail.com debbie.odor@gmail.com

Guild's NET ASSETS on 7/31/2023

Cash 5/31/2024 (General Ledger)	\$24,270.81
CD's (3)	<u>\$19,089.62</u>
Net Assets on 5/31/2024	\$43,360.43

Number of Members 135

FY2023-2024 (07/01/23-06/30/24) Year-to-Date Summary of General Ledger Financial Transactions To-Date

Beginning Cash Balance (G/L) 5/1/2024	\$36,704.10
FY2023-2024 Deposits	\$22,112.33
FY2023-2024 Expenses	(\$34,545.62)
Ending (Cash) Balance on 5/31/2024	\$24,270.81

Membership Renewal Reminder

Membership renewals are due by **August 15th**. Members who have not paid by that date will be dropped from the mailing list and directory.

The renewal form is included in this newsletter and is available on the Guild website.

Mail forms with payment to the PO box or turn them in at the July or August meetings.



Board of Directors Monthly Meeting

From the Board Secretary:

The following action was taken during the June 10, 2024 Board meeting:

1. A motion was made by Kat Reece for the treasurer to renew two (2) CDs maturing on June 11, 2024, at the offered rate at the bank at the time of renewal. Second by Janet Hollandsworth, unanimously approved.


BTQG Annual Meeting, June 3, 2024

The following motions were made during the annual meeting:

1. Motion made to accept the proposed budget for 2024-2025 as presented. Unanimously accepted.
2. Motion made to accept the recommendation of the Bylaw & Policies Committee to strike the wording "provide the newsletter editor, membership, booklet editor, and webmaster with updates of renewals and new members" and replace it with "provide chapters". Unanimously approved.

— Carol Sexton, Secretary

July 20 24

Sun	Mon	Tue	Wed	Thu	Fri	Sat
	1 Day Sit n Sew 9:30 am Featherweight Friends 10:00 am Day Chapter Mtg. 1:00 pm Fairview UMC	2	3	4 	5	6
7	8 BTQG Board Mtg. 6:00 pm Appletree Quilting	9 Evening Sit n Sew 5:00-8:30 pm Appletree Quilting	10 Small Wonders 10:00 am - 1:00 pm DBRL Newsletter Deadline 5:00 pm	11 Sassy Stitchers 9:30 am - 11:30 am DBRL Starlight Mtg. 5:00 pm Fairview UMC	12	13
14	15 SASH 2:00 pm - 4:00 pm Appletree Quilting	16	17	18	19	20
21	22	23 Needlework 1:00 pm Mona Stevenson	24	25	26	27
28	29	30	31			

Calendar Contacts: (For e-mail addresses, consult the directory)

Day Chapter: Bettina Havig 573-449-1602
Starlight Chapter: Donna Puleo 573-808-6079
Guild's Calendar: Mindy Smith 573-864-3936

Guild Interest Groups on Calendar

Evening Sit n Sew: Carol Sexton 775-830-9654
Featherweight Friends: Linda Rexroth 573-823-9588
Medallion Group: Bettina Havig 573-449-1602
Needlework: Mona Stevenson 573-698-2019
SASH* (Meetings TBA) Sarah Briggs 573-634-2162 or Linda Karns 573-825-2020
Sassy Stitchers: Peggy Brothers 573-819-6682
Small Wonders: Karon Huggler 573-489-6373
Southside EPP Barbara Beattie 573-489-1935

Please note that not all interest groups meet every month. You are welcome to ask the contact people at right for information or questions about any of these friendly groups.

Medallion and Southside EPP interest groups are both on Summer Break. Medallion will resume in August. Southside EPP in September.

*Short Attention Span Happy Quilters!

Featherweight Friends Note:

Monday, July 1st, please bring a finished, quilted, and bound mini top (minimum 15 to 20 inches square) sample. Nancy G. will show us how to make a 3-pocket bag. **Please RSVP** to let me know *only* if you are attending so I know how many spots to save.

— Linda Rexroth, 573-823-9589

Starlight Sit n Sew for Market place

Our selection of merchandise is improving, thanks to the many projects turned in last month. We still need microwave bowls and potato baking bags, which we will make at the July Starlight meeting. Kits will be available, so bring your machine, supplies (be sure the thread is 100% cotton), and possibly an iron. These go together rather quickly, so we hope to have a nice supply by the end of the evening. Doors will open at 5:00. Feel free to bring a sack supper. At the Sit n Sew this month, kits will be available for jar openers.

Are you working on something at home/on your own? To reduce the last minute work for the committee, please try to finish up your kits and projects this month or next. We appreciate all your help.

—Trina and Mona

Coming in August - BTQG Star Block Hand Stitching OR Paper Piecing at Day Chapter

Learn how to make the BTQG block via foundation paper piecing or by doing hand stitching at our Day Chapter Sit n Sew on August 5th at 9:30 am! Mindy Smith will lead anyone who wishes to hand piece the block; she will demo a Sashiko stitching technique as well. Sue Donnelly will help us paper piece the block.




For either technique, choose three or four fabrics: a light background, a light color, a medium, and a dark and prepare your fabric before the meeting.

Hand stitching: The freezer paper templates are available on the BTQG website. Trace the templates on freezer paper and iron to the back of your fabrics. Paper piecing: the guild will provide the paper with the templates.

More details, including supply lists, will be included in the August newsletter and on the BTQG website. Come and have some fun!

— Mindy Smith and Sue Donnelly



Happy Birthday!!!			
Date	Name	Date	Name
7/7	Ustena Simenson	7/11	Corinne Remeika
7/8	Eric Nelson	7/16	Carol Erickson
7/9	Mindy Smith	7/18	Carol Sexton
7/9	Lynette Collier	7/18	Karen Stohlgren

Barb Krieg gets Crumby at Day Chapter

Barb Krieg jokingly says she was crowned *Miss Fabric Hoarder* of 2022-23. She says she is deeply intrigued about what she can do with those all those scraps. She laughs heartily when she tells the story of the guild members at a recent presentation giving her a tiara to confirm the hoarder title.

Booneslick Trail Quilters' Guild members will find out how they too can deplete their stashes at the Day Chapter meeting on July 1st where Barb will share 8 ideas on how to use "crumbs" to make Wonky Log Cabins to Flying Geese quilts and beyond. She also incorporates some aspects of "quilt as you go" techniques and relishes the results. (Remember, a crumb quilt is basically a quilt made of tiny scraps pieced together into blocks.)

Join us on Monday, July 1st at 1:00 pm to learn more.



(Continued from Page 1) There is indeed lots of paperwork, lots to learn, lots of diverse people to meet, lots of expectations to meet. I'm having a blast.

Am I crazy? Not really. It's just that I had a long career in newspapers and journalism teaching. In fact, I retired from the Missouri School of Journalism. Throughout my newspaper career, I was chair of many committees in professional organizations. Once I was president of the New England Associated Press Newspaper Association. I tell you this not to brag, but to give you an idea of the scope of my experience. It's details, details, details.

My first lesson in refining these skills was from my mom, who herded a household of 12 people, and who took time away from chores to teach two young daughters how to sew, how to quilt.

By the way, that quilt still exists. Laura had it for many years before she passed it back to me. Three years ago, I passed it to Sarah, Laura's daughter. And soon, Sarah's daughter, 3 1/2-month-old Frances Laura, will have a quilt from her Great Aunt Maggie. In a way, I think of my responsibilities as a reflection of the story of this quilt. Keeping traditions alive while moving forward. Protecting the interests of the membership. Honoring the mission.

Let's fill the seats at every chapter meeting. Let's learn something new from the program presentations. Let's share our talents and skills with other members. You'll likely see me roaming around at the meetings. Let me know what you're thinking. What should stay the same? What should change? What should we add? What discontinue? After all, it's your guild; I'm just the administrator. Be well and be safe,

— Maggie Walter, CEO

(Continued from Page 1) program for that Day Chapter meeting. I encourage everyone to use some of the Sit n Sew time to sew six-inch nine patch blocks (or sew blocks or cut squares or strips at home to make six-inch nine patch blocks) that will be assembled into tops. The classic nine patch is among the most versatile blocks so let's see how many interesting sets we can design. More about that at the meeting.

The quilt guild is NOT a spectator sport, you need to get in the game. Watch for a clipboard circulating at the meeting so you can select the team you want to join. There will be team leaders so that you have some direction about the tasks. Trust me, it's more fun to be part of the action!

Apparently, people want more workshops. We'll be working toward that goal, but we could use suggestions about what sort of workshops interest you. In fact, our first workshop is scheduled for the morning of our September meeting. You can find registration information in this newsletter.

I'm working on the design for a 2024-25 sampler quilt. You can make a block or blocks every month that will later be placed in your quilt. This is your quilt. More details at the meeting. Every quilt will be unique. You may include pieced blocks, applique blocks or a combination. I hope this will give folks a chance to explore multiple blocks. The skill level is up to you. Our guild library is rich with resources to help you find patterns. The setting design will include blocks of multiple sizes... that's more fun. I will be happy to mentor.

— Bettina Havig, Day Chapter President

STACK - N - WHACK WORKSHOP ON SEPT. 9

Meet Judy Vore

Stack-N-Whack quilting was the first program Judy Vore developed when she began her professional career as a quilting instructor.

When Judy was 8 years old, her mother taught her how to sew. Many years later, Judy taught her mother to how to quilt. Together, they made the 25 original quilts – in 9 months – that became the core of her Stack-N-Whack presentation.

As a young sewist, Judy made all of her own clothes and branched into home dec and other sewing adventures. Her quilting career began when she and her husband, Kieth, were stationed at Fort Leavenworth, Kansas. A neighbor, Barb, convinced Judy, after much coaxing, to try hand applique. She loved it, and to this day, she said, "It's still my favorite way to quilt."

Nowadays she designs quilts as well as continues as a professional presenter. She prefers more traditional quilts to the modern art quilts.

She and Keith have been married for 44 years, with more than 26 years moving from Army base to Army base including a stint in Korea. They have one son, Jeremie, who is an Army chaplain based in New York. Judy makes his liturgical stoles as he asked for quilted ones from his mom. His son, Lukas, will be starting his second year at the University of Missouri, majoring in political science and pre-law.

The proud grandparents are looking forward to having Sunday dinner with him in Columbia.

The weekend will also be the final time they will lug the five huge suitcases that hold the 25 Stack-N-Whack quilts as Judy is retiring the presentation. Don't worry, you can still catch Judy as she continues her workshop presentations in a Panel Quilt Program she started in 2017. She's updated it and calls the new version Panel Quilt 2.0.

Members of the Booneslick Trail Quilters' Guild will have a chance to find out just how enjoyable it is to complete a Stack-N-Whack quilt with its colorful patterns on Monday, Sept. 9. Judy Vore, a noted quilter from Parkville, Mo., will present a Stack-N-Whack workshop from 8 a.m. to noon, followed by a presentation on the topic at the Day Chapter meeting starting at 1 p.m. (The workshop will replace the Sit n Sew activity for the September meeting.) The workshop and the Day Chapter meeting are open to all members of the guild.

The workshop is limited to 20 people on a first-come, first-served basis. The workshop fee is \$26 per person. The finished quilt will be 32 x 44 inches.



Supply list:

- **Main Focus Fabric** – 4 “repeats” – fabric with a variety of color and patterns such as paisley, playful animals and floral motifs in medium to large sizes. No stripes or plaids. Each repeat is the exact same size with its repeated pattern in the center. If the repeat is less than 11 ½ inches you will need to purchase enough fabric for 8 repeats. Check with your quilt shop staff for help.
- **Background fabric** – ¾ yard – tone on tone fabric works well as long as it's not too busy
- **Shadow Fabric** – ½ yard – fairly good contrast with Main Focus Fabric
- **Backing** – 1 ½ yard
- **Binding** – ½ yard
- **Sewing machine**

TIP: DO NOT PREWASH THE MAIN FOCUS FABRIC. The threads can shift in the prewashing and make stacking less accurate.

REGISTRATION FORM FOR STACK-N-WHACK WORKSHOP FOR BTQG MEMBERS

Name: _____

Email address: _____

Cellphone: _____

Complete this registration form and return it to Mindy Smith, 12700 N. Route J, Harrisburg, MO 65256 or find her or any member of the Program Committee at a BTQG meeting on July 1, July 11, Aug. 1, Aug. 5 and Sept. 5. Checks or cash only are accepted for registration payment. Checks should be payable to BTQG.

BOONESLICK TRAIL QUILTERS' GUILD

2024-2025 Membership Form

BTQG is only as strong as the commitment of its members

Make checks to BTQG. Mail to: BTQG Membership; P.O. Box 542; Columbia, MO 65205-0542

Renewal: _____ New Member _____

The information in the box below will be published in the Membership Directory

Please do not include anything you do not want to share.

Name: _____

Street: _____

City/Zip: _____

Home Phone*: _____ Cell Phone*: _____

Work Phone*: _____ Birthday: _____

Website: _____

Email Address: _____

**Please circle your preferred phone number.*

Monthly BTQG *Quilt-A-Gram* Newsletter: Email _____ U.S. Mail _____ Both _____

Chapter Meeting Preference: Day _____ Starlight (evening) _____ Both _____

**One-Year Membership - \$35.00 Cash _____ Check No. _____

(July 1, 2024 – June 30, 2025)

I am willing to serve on the following committee/s:

Service Projects _____ Day Chapter Programming _____ Membership _____

Library _____ Starlight Chapter Programming _____ Newsletter _____

Retreat _____ Hospitality _____ Quilt Show Committee _____

Which committee are you willing to chair? _____

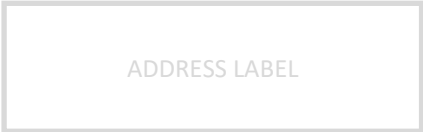
I am willing to make a program presentation/host a trunk show: _____

I am willing to teach a class about: _____


My suggestions for topics or speakers: _____

**Dues are payable July 1, 2024. To ensure that you will be listed in the membership book and remain on the email list, please pay by August 15, 2024. Dues for a new member (a person who has not been a member of BTQG for the past three years) joining after January 1, 2025, are \$17.50.

Booneslick Trail Quilters' Guild
P.O. Box 542
Columbia, MO 65205-0542











VISIT OUR WEBSITE
[HTTP://BTQG.MISSOURI.ORG](http://BTQG.MISSOURI.ORG)



Day Chapter Meeting
Monday — July 1st
Fairview UMC
SIT N SEW: 9:30 AM
MEETING: 1:00 PM



Starlight Piecemakers
Thursday — July 11th
Fairview UMC
Doors Open: 5:00 PM
SIT N SEW EVENING

             
 **Bring your sewing machine for a Marketplace** 
 **Sit n Sew on Thursday, July 11. Doors open at** 
 **5:00 pm. Kits will be available.** 
 