

Quilt-A-Gram




Volume 45, no. 3 BTQGnews@gmail.com

BOONESLICK TRAIL QUILTERS' GUILD

CEO's Message

The August Starlight Chapter meeting was a workday for the Quilt Show Marketplace. We stuffed, stitched, braided, and chatted a lot! One of our members asked us if we had found the mistake in her quilt? It occurred to me that each of us is our own worst critic when it comes to mistakes in our quilt projects and most of the time, if we don't say anything, no one else is going to notice. We all make mistakes! Some of us fix the mistakes before our project goes through Show and Tell and other mistakes do not bother us enough to worry about them. It is all about having quilting balance. The trick is to do the absolute best job you can do but without robbing yourself of the joy to be found in quilting. Don't make your hobby into a chore! Ask yourself, "Can I live with it?" If you can't, then fix it (and learn from it). If you leave the mistake and the "Quilt Police" point it out to you, just smile and refuse to lose your quilting joy!

—Janet Hollandsworth
BTQG CEO



NEXT Day Chapter Meeting
1:00pm
Monday — Sept 12th
Fairview UMC



NEXT Starlight Piecemakers Chapter Meeting
7:00pm
Thursday — Sept 1st
Fairview UMC

A Message from Mona —

September 23 may be the first day of fall, but for most of us Labor Day is the demarcation line, despite the continued hot weather. My quilt projects turn to autumn colors and I kick into higher gear on projects for the church bazaar in November. Time to settle back into our routines. I hope that includes guild chapter meetings for you.

This month's program should be informative and colorful – those useful and cheerful feed sacks. I'm sure I'll learn something new and hope you will too.

Don't forget our sit-and-sew starting at 9 AM. Bring handwork or a machine and catch up with your fellow members' summer activities. Getting those sleeves on your show quilts is a good handwork task for this time together. See you there.

— Mona Stevenson
Day Chapter President

A Message from Alice —

Hi, everyone –

Our program this month will be a trunk show entitled "Try Something New!" by Laura Piland of Slice of Pi Quilts. Laura is a quilter, pattern designer, and homeschooling mother of three boys. She is also an ex-math teacher – hence Pi or π !

Her maternal great-grandfather was a Singer sewing machine repairman. Both her grandmothers like to quilt by hand (they piece by machine). Her mother pieces and quilts by machine, but prefers to bind by hand. However, Laura does everything by machine. She says "If it can't be done by machine, it most likely won't get done!"

She loves trying new things and rarely makes the same quilt twice. Her style is eclectic. She makes modern quilts, traditional quilts, and quilts in-between. She makes large quilts, mini (Continued on Page 4)



Quilt-Q-gram

Volume 45, n. 3 FY 2022-2023

Published monthly by Booneslick Trail Quilters' Guild, a not-for-profit organization, established in 1978, and dedicated to educating its members and in the art and appreciation of quilt making.

BTQG Board of Directors 2022-2023

Executive Board Members (Elected Officers)

CEO	Janet Hollandsworth	quilterchic@centurytel.net
Vice CEO	Robin Heider	robinheider10@gmail.com
Past CEO	Judi Kirkpatrick	jikirk@yahoo.com
Secretary	Sharon Lawler	lawlersk@centurytel.net
Treasurer	Amy Reilly	reilly2teach@yahoo.com
Day President	Mona Stevenson	ldstevmo@hotmail.com
Starlight President	Alice Leeper	alice@aliceleeper.com

Standing Committee Chairs (Appointed)

Day and Starlight Program Team	Martha Eberhard	marthaeberhard@hotmail.com
	Barb Nixon	vb Nixon22@gmail.com
	Debbie Odor	debbie.odor@gmail.com
Membership Librarians	Donna Puleo	puleod@missouri.edu
	Elaine Keely	tkeely7@gmail.com
Service Projects	Nancy Antonio	njzaquilter@yahoo.com
	Connie Richards	richardscs60@gmail.com
Newsletter	Lynn Hill	hillylynn@earthlink.net
Quilt Show	Peggy Brothers	peggybrothers@icloud.com
Quilt Show	Kathryn Reece	kathrynreece24@gmail.com

Ad Hoc Committee Chairs (Appointed)

Webmaster	Janet Hollandsworth	quilterchic@centurytel.net
Social Media	Barb Nixon	vb Nixon22@gmail.com
Membership Directory	Debbie Odor	debbie.odor@gmail.com
Winter Retreat	Willie Morris	morrisw@missouri.edu
	Judy Gieselman	gieselmanja@missouri.edu
	Carrol Lewis	caleOd@umsystem.edu

Treasurer's Report

Period: 7/01/2022-7/31/2022

Approved Report prepared & submitted on 8/08/2022 to Board for Approval by

Amy Reilly, Treasurer

Guild's NET ASSETS on 7/31/2022

Cash 7/31/2022 (General Ledger)	\$29,987.07
Savings (Money Mkt Balance)	\$ 1,035.57
CD's (2)	\$11,538.76
Net Assets on 7/31/2022	\$42,561.40

Number of Members 106

FY2022-2023 (07/01/22-06/30/23) Year-to-Date Summary of General Ledger Financial Transactions To-Date

Beginning Cash Balance (G/L) 7/1/2022	\$28,252.60
FY2022-2023 Deposits	\$3,053.00
FY2022-2023 Expenses	(\$1,318.53)
Ending (Cash) Balance on 7/31/2022	\$29,987.07



Gee, if I start right now, maybe I can make all of those holiday gifts I didn't leave time enough for, last year!




Board of Directors Monthly Meeting

From the Board Secretary:

The following action was taken during the August 8, 2022 meeting:

1. Accepted the minutes of July 11, 2022.
2. Accepted the treasurer's report of July 31, 2022.
3. Accepted \$5 as entry fee to quilt show for those over 12 years old and re-entry to show either day with the entry ticket.
4. Declined request by MSQG to donate a basket of quilting items for a raffle at their Fall Retreat.
5. Adjournment.

September 2022

Sun	Mon	Tue	Wed	Thu	Fri	Sat
				1 Starlight Chapter Mtg. Fairview UMC 7:00pm	2	3
4	5 Labor Day	6	7	8 Sassy Stitchers Location TBA 9:30am-11:30am	9	10
11	12 Sit'nSew 9:00am Fthrw. Frnds. 10:00am Day Chapt. Mtg. 1:00pm Fairview UMC BTQG Brd. Mtg. 7:00pm via ZOOM	13	14 Small Wonders DBRL 1:00pm BTQG News-letter Dead-line 5:00pm	15	16	17 
18 	19	20	21	22 Quilt Check-In Fairview Rd. Church of Christ 8am-12pm	23 BTQG Quilt Show Fairview Rd. Church of Christ 9am-5pm	24 BTQG Quilt Show Fairview Rd. Church of Christ 9am-5pm
25	26	27 Needlework Contact Debbie Odor	28	29	30	
*PLEASE NOTE: Masks may be requested by Fairview UMC. Check building doors for signs.						

Calendar Contacts: (For email addresses, consult the directory)

Day Chapter: Mona Stevenson 573-698-2019

Starlight Chapter: Alice Leeper 573-489-1458

Guild's Calendar: Robin Heider 573-529-5267

Please note that not all interest groups meet every month. You are welcome to ask the contact people at right for information or questions about any of these friendly groups.

Guild Interest Groups on Calendar

Featherweight Friends: Janet Hollandsworth 573-999-5706

Needlework: Mona Stevenson 573-698-2019

Modern Quilt: **Seeking new leader**

SASH*: (Meetings TBA) Sarah Briggs 573-634-2162
or Linda Karns 573-825-2020

Sassy Stitchers: Peggy Brothers 573-819-6682

Small Wonders: Karon Huggler 573-489-6373

*Short Attention Span Happy Quilters!

(Continued from Page 1)

quilts, and all sizes in-between. She occasionally sews other items, but you'll mostly see her working on a quilt. And she makes a lot of quilts! Usually over 50 each year!

Every quilt in this show features a unique and different technique. Bias tape appliqué, fabric weaving, quilt as you go, prairie points, and 3-D elements are just a few of the many examples included in the show. Be prepared to be inspired and leave ready to try something new!

— Alice Leeper

Starlight Chapter President

Quilt Show Update — The Final Countdown



After 4 years of anticipation and work, we are now about three weeks from the show!!!

A few reminders:

We still need a few volunteers to help with the show. Please sign up at the meetings this month. Just being around the quilts is a joy! You won't regret volunteering.

Two quilt kits were donated by Quilt 4 U and will be available at the silent auction. Thanks again to Marilyn for them!

Please turn in all marketplace and silent auction items at the guild meetings this month. Thanks again to everyone who has contributed items and to all who have been on the Marketplace Committee!

Bring the quilts to the Fairview Road Church of Christ on Thursday morning, September 22nd! The times are 8 a.m. - 12 p.m. on Thursday. Please be sure to have your label attached to the back so we can track your quilt(s) during the show. Your quilt will need a sleeve if wider than 20". There are instructions for making and attaching a sleeve on the quilt show page on our website.

Past surveys indicated most people who came to the show had heard about it from a guild member. Please continue to promote our show through your social media contacts. Tell you friends and family about it. Consider gifting someone special with a ticket. Get the word out!

You are welcome to contact us with any questions!

Peggy Brothers
Kathryn Reece
Quilt Show Co-Chairs



Happy Birthday!!!

Sept. 4	Donna Puleo	Sept. 23	Jackie Berry
Sept. 10	Jan Canyon	Sept. 24	Lauri Murphy
Sept. 11	Julia Wilkerson	Sept. 29	Irmgard Marsh
Sept. 17	Barb Sanders	Sept. 29	Barb Nixon
Sept. 17	Susan Tharp	Sept. 29	Virginia Peterson
Sept. 19	Judi Kirkpatrick		

Service Projects News

It's been a busy summer! Even with everyone working hard to finish their Marketplace projects, several members have made time to help with service quilts for donation. **Thank you** to all who have pieced quilt tops or finished the tops by quilting them, binding them or sewing on a label. It really takes a village to do what we do!!

Fourteen quilts were given to Boo! to take to University Hospital Chemo unit. They also asked if we might make some smaller quilts for the children who are getting chemo. They would enjoy fun, cheerful colors or designs. Sizes can be for babies up to teenagers, and there are both boys and girls.

All of the places we donate to, are accepting quilts now and will welcome them with open arms. Cooler autumn weather is on the way, even though it seems far off right now. Your quilts will bring warmth and comfort to someone who needs both.

We are busy cutting and bagging up kits. Once the quilt show is over, I will start bringing them in to our guild meetings for help sewing quilts together. Even beginning quilters can take part. We'll have kits for all skill levels. Please ask me if you'd like to learn more about quilting for Service Projects.

— Connie Richards
Service Projects Chair



Staff Changes

Our setup assistant, Annabel Lawrence, is leaving us this month to go to college at the University of Minnesota. With the help of Rev. Nancy, we've located a young man to be our new assistant – Jacob Brown – starting with the September meetings. Jacob and his family live right behind the church so he will be able to walk to the church without requiring his parents to bring him. We're happy to welcome Jacob aboard!

— Alice Leeper



For sale: Accuquilt Go!Me Cutter

This cutting machine offered by Accuquilt is great for accurately cutting pieces for craft projects and quilting but also for cutting jelly roll strips. It's almost brand new. I have upgraded to the largest model and no longer need the smaller one. Asking price: \$100. Here's a link to the Accuquilt website: <https://www.accuquilt.com>

Contact me at MaggieWalter7@gmail.com if you are interested. I'll include a couple of free lessons, too. It's really simple and fun to use.

— Maggie Walter



Last Call for Marketplace!

Please bring your completed projects for Marketplace to the September guild meetings. If you checked out something that isn't ready, please see Martha Eberhard about it. Thank you, everyone, for all of your work and contributions to make our Marketplace amazing!

Autumn is a good time to get back in the kitchen and bake up something yummy. This recipe makes a delicious banana bread, and I've also made zucchini bread with it. There were NO leftovers! This easy classic comes from *Betty Crocker's Picture Cook Book*, copyright 1950.

— Lynn Hill

Fruit Loaf

Mix together thoroughly: 2/3 cup sugar

1/3 cup soft shortening

2 eggs

Stir in: 3 tbsp. sour milk or buttermilk

1 cup mashed bananas or other fruit

2 cups sifted flour

Sift together and stir in: 1 tsp. baking powder

1/2 tsp. baking soda

1/2 tsp. salt

1/2 cup chopped nuts

Pour into well-greased 9x5x3" loaf pan. Let stand 20 minutes before baking. Bake at 350 degrees 50 to 60 minutes, until it tests done (with a toothpick). Serve warm or cold.

The Déjà Vu Dogs

This puppy tale began in 1972, when I was only four years old, and started pestering my parents for a pet dog. They didn't care for dogs, and they pointed out that we already had a perfectly good cat, but I begged and begged. The answer was a firm "No," so I had to make do with the cat and my imagination.

One rainy day, I watched my mother embroidering, and then I wanted to do what she was doing. I was not ready for a needle and thread yet, but Mom suggested I could color an "embroidery" picture with my crayons. She offered her shoebox of transfer patterns, and I picked out a design of two cute puppies with a ball, and the word "Sunday" printed beneath them. Mom pressed the transfer onto a square of muslin for me, and I was ready to decorate. My little picture came out bold and bright, and I proudly helped to hang it on the kitchen wall with thumbtacks. Mom left my artwork on display for a long time, and I liked seeing MY dogs every time I was in the kitchen.

Fast-forward to a day in 2000 when I was visiting a fabric shop. Next to the embroidery floss was a display of iron-on transfers. On the top row, right at eye level, was a set with days-of-the-week patterns, featuring "Frisky Scotty Designs". My eyebrows went up as I recognized those two little dogs, playing with their ball on a restful Sunday. Déjà vu! I grabbed the packet and bought them.

A short time later (probably on another rainy day), I measured and cut muslin blocks to start a Scotty quilt. I didn't have a plan in mind, so I simply transferred two of each day of the week. That's a total of twenty-eight Scotties, with fancy neck bows, plus all of their accessories: washtubs, irons, shopping baskets, and more. I started the project out of nostalgic feelings, just on a whim, with no idea how long it was going to take to finish.

Those Scotties were in and out of my sewing basket for ages. I took them to Saturday Crafternoon programs at the library. I took them when sitting with a friend in the hospital. I took them on trips to my parents' home, so that Mom could get a chuckle out of seeing them. When I was invited to demonstrate "traditional crafts" at the Missouri River Valley Steam Engine Association show, the Scotties seemed like the most vintage-looking project I had available to bring. It was delightful to see how many steam-show visitors stopped to look and smile at these little blocks.



Fast-forward again to 2020, when the coronavirus came to change all of our lives. I had to give up taking my two beloved, REAL dogs to Therapy Dog visits and performances with our dog group. I missed all of those activities terribly. As part of my ways to cope with staying at home, I started to do a lot more quilting and embroidery... and out came

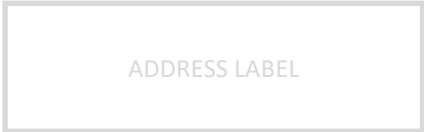
the Frisky Scotties, once again. I decided it was high time to finish these puppies.

When the blocks were all stitched, I cut plaid alternate blocks and worked out an arrangement for them. I wanted to give the quilt for someone in need, so I contacted Connie Richards, and she helped me with borders, backing, and completing the quilt. We were both delighted with the result. It is going with Connie on her next delivery run for Service Projects. I'm so glad that the "Déjà Vu Dogs" are finally finished, and can bring joy to others.


— Lynn Hill



Booneslick Trail Quilters' Guild
P.O. Box 542
Columbia, MO 65205-0542



VISIT OUR WEBSITE
[HTTP://BTQG.MISSOURI.ORG](http://BTQG.MISSOURI.ORG)



NEXT Day Chapter Meeting
1:00pm
Monday — Sept 12th
Fairview UMC



NEXT Starlight Piecemakers Chapter Meeting
7:00pm
Thursday — Sept 1st
Fairview UMC

“September is the logical beginning of the year. Summer heat is nearly past, the weather begins to brisken up, schools open their doors to siphon our beloved young out of the house for longer or shorter periods, adult activity starts to stir, and Mother forms good resolutions and makes lists.”
— Elizabeth Zimmermann
Knitter's Almanac

