


Quilt-A-Gram



Newsletter Editor: Lora Brinkman


BOONESLICK TRAIL QUILTERS' GUILD



Starlight Piecemakers Chapter Meeting

No October Starlight Meeting

There will not be an October Starlight Piecemakers meeting. We will be using the day to set up for the Quilt Show.



Day Chapter Meeting

Monday, October 1, 2018
Sit and Sew - 9:00 am
Meeting - 1:00 pm

Fairview United Methodist Church

We will begin the day with sit and sew at 9 AM. Come join us! If you have sleeves to put on quilts or last-minute finishing to your hot pads for the quilt show, this is a perfect time to sew with friends and expert advice. Please remember to bring anything you have forgotten previously for the quilt show market place. The committee needs time to price items before the show.

Our guest speaker will be Lora Kennedy of Farmland Quilting and Embroidery. Her topic will be Stable Piecing. Lora will give the background of Stable Piecing and show us what we can do with it. She will also have 30-40 samples to show.

If you have any questions about getting your quilts ready for the quilt show, be sure to ask them.

Don't forget to bring your mystery BOM blocks so we can display them.

Willie & Debbie

BTQG Quilt Show Get In FREE!!!

We need help at the Quilt Show for set up and during the show. If you are able to volunteer some time, please contact Marilyn Wooldridge to fill empty slots.

Volunteers helping set up and run the quilt show are entitled to get into the show for FREE!

Guild members that do not volunteer do not get in free, so it's definitely to your advantage to help out and then enjoy the show!





Quilt-A-Gram

Published monthly by Booneslick Trail Quilters' Guild, a not-for-profit organization, established in 1978, and dedicated to educating its members and the community in the art and appreciation of quilt making.

BTQG BOARD OF DIRECTORS 2018—2019

Executive Board Members/Elected

| | | |
|------------------------------------|--------------------|--------------------------------------|
| CEO | Hank Botts | 573-421-1190 (C) |
| Vice CEO | Judy Gieselman | 573-445-2381 (H) 873-864-5322 (C) |
| Secretary | Cindy Heinz | 573-445-6737 (H) |
| Treasurer | Marilyn Wooldridge | 573-289-2957 (C) |
| President-Day Chapter | Debbie Odor | 573-442-3021 (H) 901-218-1345 (C) |
| President-Starlight Piecemakers | Linda Karns | 573-825-2020 (H) |
| Past CEO | Bettina Havig | 573-449-1602 (H) |

Board Members/Appointed Standing Committee Chairs

| | | |
|--|-----------------------------|--------------------------------------|
| Membership | Pat Leistner | 573-446-0811 (H) |
| Program Chair Day Chapter | Willie Morris | 573-424-1421 (C) 573-445-4217 (H) |
| Program Chair Starlight Piecemakers | Carrol Lewis | 573-489-3322 (C) |
| Newsletter | Lora Brinkman | 573-821-0262 (C) |
| Librarian | Suzanne de Chazal | 573-446-4373 (H) |
| Historian | Louise Rynkewicz | 815-757-3351 (C) |
| Service Project | Barb Sanders Candy Gabel | 816-263-1606 (C) 660-537-2559 (C) |
| Quilt Show | VACANT | |

Board Members/Ad Hoc Committee Chairs

| | | |
|----------------------|----------------------------------|--------------------------------------|
| Webmaster | Janet Hollandsworth | 573-999-5706 (C) |
| Social Media | Barb Nixon | 573-239-1039 (C) |
| Retreat | Ustena Simenson Kathryn Reece | 573-356-5915 (C) 573-619-7928 (H) |
| Membership Directory | Catherine Erlanger | 573-228-6689 (H) 626-421-8628 (C) |

TREASURER'S REPORT

Submitted by
Marilyn Wooldridge
As of August 31, 2018

| | |
|-----------------------------------|--------------------|
| Checking Acct. Balance | \$16,980.60 |
| Savings | \$1,034.73 |
| CD's (2) | \$11,047.66 |
| Total Combined Balance | \$29,062.99 |
| Number of Members | 133 |
| Fiscal Year Beginning Balance | \$13,068.12 |
| FYTD Income | \$5,735.56 |
| FYTD Expenses | \$1,823.08 |
| Current Checking Acct. Bal. | \$16,980.60 |

Book Club

Bonne Femme book group will meet at 1p.m., Oct. 22, at DBRL. The book title is **PRAIRIE FIRES, THE AMERICAN DREAMS OF LAURA INGALLS WILDER**, by Caroline Fraser



Redwork Group

The October meeting will be held on October 25th at 9a.m. at Judy Nemmer's home.



There will not be a Redwork group meeting in November or December.

October 2018

| Sun | Mon | Tue | Wed | Thu | Fri | Sat |
|---|--|---|---|---|--|--|
|  | 1 9:00am: Sit & Sew 1:00pm: Day Chapter meeting & Program @ Fairview United Methodist | 2 | 3 | 4 7:30am 'til Done: Setup for quilt show 8:00am - noon: Check-in quilts NO Starlight Meeting | 5 9am to 7pm: Threadneedle Street Quilt Show Broadway Christian Church 2601 W. Broadway | 6 9am to 4pm: Threadneedle Street Quilt Show Broadway Christian Church 2601 W. Broadway |
| 7 | 8 6:00pm: BTQG Board meeting @ Hank's, 410 W Walnut | 9 | 10 1:00 pm: Small Wonders @ DBRL | 11 9:30-11:30am: Sassy Stitchers @ JoAnn Fabric | 12 | 13 |
| 14 | 15 1:00-3:00pm: EZ2B Stitchers @ Quilt 4U | 16 1:00-3:00pm : Bonne Femme book club @ DBRL | 17 | 18 | 19 | 20 |
| 21 | 22 1:00pm : Baltimore Album Style Quilt @ Bettina Havig's home | 23 1:00pm: Paper piecing @ Kay Shoner's (Bethel Place) | 24 | 25 9:00am: Redwork Group @ Judy Nemmer's | 26 | 27 |
| 28 | 29 | 30 | 31  happy halloween | | | |

Contacts:

OR check directory for email addresses

Day chapter: Debbie Odor 573-442-3021

Starlight chapter: Linda Karns 573-825-2020

Board of Directors: Hank Botts 573-424-1190

Newsletter Editor: Lora Brinkman 573-821-0262

Baltimore Album: Bettina Havig 573-449-1602

Bonne Femme book group:

Bettina Havig 573-449-1602

EZ2B Stitchers: Merril Winfield 573-446-8676

English Paper Piecing:

Joan Westcott 573-874-8160

Sassy Stitchers: Peggy Brothers 573-819-6682

Small Wonders: Karon Huggler 573-489-6373

Redwork: Myrna Powers 573-445-0766



CEO MESSAGE



Hello members.

Hope this finds you enjoying these cooler temperatures. It is the season when a quilt on your lap feels so good....even if your are needing to add a sleeve or label. Yes,that might have been a hint!

Our Threadneedle St. Quilt Show is fast approaching and things are coming together. Thank you for your donations to the Market and for signing up to volunteer during the show. Remember there will be NO Starlight meeting in October. One of our new members, Barb Preis taught a class on making beautiful trivets using the folded log cabin pattern during Sit & Sew on Monday. It was well attended and the trivets will be donated to the Market. Thank you Barb!

Well I've run out of things to say except for goodbye and Thanks to the Quilt Show Committee!

Hank" Botts CEO

Quilt Show Entries

Please bring your quilt show entries to Broadway Christian Church on Thursday, October 4th between 8 a.m. and 12 p.m. If you need to drop them off earlier because of work, I will be there at 7:30 a.m.

Don't forget to attach a sleeve (directions are on the BTQG website for making a sleeve) and the label that identifies your quilt. Save the claim check so you can claim your quilt between 5 p.m. and 6:15 p.m. on Saturday, October 6th .

Willie

BTQG on Facebook

Did you know we have two Facebook Groups? An official page and a group for fun and sharing your latest projects.



Official: Booneslick Trail Quilter's Guild
<https://www.facebook.com/booneslicktrail/>

Friends of Booneslick Trail Quilter's Guild
<https://www.facebook.com/groups/1028525750508896/>

Questions? Contact our Social Media coordinator, Barb Nixon.

Karla Menaugh

Karla Menaugh will be doing a lecture for the Day Chapter meeting on November 5th and a workshop on November 6th.

Karla has published patterns and books with quilt historian Barbara Brackman. Karla will do a trunk show of quilt designs inspired by vintage quilts made in a variety of periods in American history. She will talk about her machine applique method, which features turned-edge, machine-stitched applique that looks very much like hand applique.



Heirloom-Quality Machine Appliqué

Tuesday, November 6th 9:30am-4pm at Quilt 4 U

Learn to machine appliqué with a technique that so closely mimics hand appliqué that most people won't be able to tell the difference without their reading glasses! Bring your sewing machine, fabric, and sewing supplies to class for hands-on instruction as you begin a folk art block designed by class teacher Karla Menaugh and Barbara Brackman, quilt historian. For the past 15 years, Menaugh has co-authored books and patterns about classic quilts with Barbara Brackman, including *Emporia Rose Appliqué Quilts* from C&T Publishing, and the *Quiltmaker's Guide to Fine Machine Appliqué* from their Sunflower Pattern Co-operative. Using their original designs, she shares her tips and techniques for making machine-appliqued quilts that look like they are hand-appliqued.

SUPPLY LIST

Fabric for class project, a Rose and Buds block that finishes to 12" square. You could add borders and make it into a pillow or wallhanging, or include it in a sampler with other 12" blocks. Please prewash all fabric.

- **Background fabric:** 14" x 14" square, to be trimmed after appliqué. A fat quarter would work.
- **Assorted greens:** I used scraps from 4 different greens, but you could use all the same fabric if you like
 - Dominant green:** 1 square 10" x 10"
 - 3 coordinating greens:** 2 squares 5" x 5" and 1 square 2 1/2" x 2 1/2"
- **2 reds:** 1 square 5" x 5" and 1 square 4" x 4"
- **Orange accent for center of rose and bud:** 1 square 4" x 4"
- **Yellow for bird:** 1 square 2 1/2" x 2 1/2"

Small, sharp-pointed scissors (Fiskars Micro-Tip scissors are great—inexpensive and very sharp points)

Glue stick (UHU or Elmer's no disappearing colors or gels, available from me in class)

Sharp seam ripper, like a Clover

Thread. You will also need a small variety of very fine, 2 ply thread to match your appliqué fabrics. I recommend DMC 50 machine embroidery thread, Aurifil 50 (orange cone), Metler 60, or another very fine, two-ply thread. If your local quilt shop has these threads, shop for some that will work with your fabrics. If they do not, I will work with you on possible thread selection in class. I will have a limited supply of thread available for sale in class and will bring my own thread stash for you to audition colors. I used 5 threads total—2 gray threads for my greens (1 with a blue tinge and 1 with a brownish cast), 2 different reds, and a yellow.

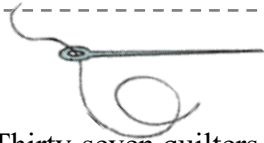
Machine needles: 70/10 jeans/denim needles or 70/10 microtex sharp needles

Your own sewing machine, cleaned & oiled with a new, small (70 denim or 70 microtex sharp) needle. I will help you find the right stitch on your machine.

Provided: Appliqué pattern, plus templates made from a mix of freezer paper and C&T's Wash-Away Appliqué Sheets.

Recommended: *Quiltmaker's Guide to Fine Machine Appliqué* (available in class)

Questions: Karla Menaugh, karla.menaugh@gmail.com



Mystery BOM

Thirty-seven quilters signed on to do the mystery BOM by Sherri McConnell of A Quilting Life.

Again, you can use any fabric you wish. Mona and I looked at the fabric requirements and think the background estimate is too high. Since I am using something from my stash, I didn't pay much attention to that. You might want to think about it if you are purchasing fabric.

If some of you are still interested, it is not too late. The blocks are simple and only take about one hour to make so you can easily catch up. Just let me know so I can email you the internet link. You do need to have internet access to get the patterns.

Please bring your completed blocks to the guild meetings, so you can display them.

Happy Stitching...Willie



September Starlight Speaker

Christina McCourt spoke at the September Starlight meeting. She discussed her design process and shared many quilts she has made for her two books, Portrait of a Lady and Tom and Becky Sampler Quilt. She shocked and amazed everyone when she disclosed that typically her quilts take her a weekend to complete.

Her patterns are available at Quiltwoman.com and Craftsy.com. She has 51 patterns and counting.



Upcoming Quilt Shows

**Sept 27-29 Thursday and Friday, 9:00 am to 5:00 pm Saturday, 9:00 am to 4:00 pm:
Ozark Piecemakers Quilt Guild www.opqgshow.com**

Celebrate Quilting

Ozark Empire Fairgrounds EPLex

Hundreds of quilts – judged, display, Quilts of Valor, Opportunity quilt, vendor mall, guild boutique, silent auction, lectures, appraisals, door prizes and more

**September 28 & 29 10:00 am to 5:00 pm:
Starlight Quilters Guild www.starlightquilters.com**

"A Stitch in Time" Annual Quilt Show

Abdallah Shrine Temple, 5300 Metcalf Avenue, Overland Park, KS 66202

**September 28 & 29 Saturday 9:00 am to 5:00pm Sunday 10:00am to 5:00pm:
Country Patchwork Quilt Guild www.countrypatchworkquilters.com**

"Tis' the Season" 31st Annual Quilt Show

Silent Auction, Gift Bazaar, Guild Challenge Display, Vendors

Martin Community Center, 1985 S Odell (business Hwy 65 South), Marshall, MO 65340

**October 6 & 7, 2018 9:00am to 5:00pm (Saturday) 9:00am to 3:00pm (Sunday)
3rd Annual Salt River Quilt Show**

Reach for the Stars

Quilt Show: Mark Twain Memorial Shrine 37352 Shrine Road, Florida, MO

Craft & Vendor fair, Food vendors: Huckleberry Hall

Presentations will be offered daily including a talk and trunk show on the quilts of the Great Depression and a program on the history of Union Covered Bridge. Noted quilt appraiser Hallye Bone will be available again this year for quilt appraisals or consultations. Admission to see the quilt and craft shows and the presentations is free, but donations will be accepted. For questions, quilt entry forms, vendor applications or appraisal appointments, call Marianne Bodine at 573-565-3449.



New Guild Members

Carey, Twila

708 W Sanderson Ln

Columbia, MO 65202

(573) 881-1519 (C)

encharito41@yahoo.com

Dec 03

Sapp, Shannon

503 Redwing Dr

Ashland, MO 65010

(573) 397-3673 (H)

[\(573\) 397-3673 \(C\)](mailto:(573)397-3673(C))

sappsrae@gmail.com

May 24

Smith, Paula

306 S West St

Concordia, MO 6420

(660) 463-2020 (H)

gsmith02@centurytel.net

Nov 25

