

Booneslick Trail Quilters' Guild



Quilt-A-Gram



Margaret E. Muegenburg, Editor

Hand to Heart Page 6



Starlight Piecemakers' Chapter Meeting

Thursday, March 3, 2016
Doors open at 5:00 pm
7:00 PM Meeting and Program



Day Chapter Meeting

Monday, March 7, 2016
Doors Open 9:00 am
Sit and Sew
1:00 PM Meeting and Program

Ronnie Elmore's Log Cabin Tales

We are slowly pushing toward spring and as we do I am nearing the end of my term as President/Programs. This has been a great year and I thank you all for letting me do this. I can't wait to see what great programs come from the next officers.

For March we have Ronnie Elmore of Manhattan, Kansas coming to do a program called "Log Cabin Tales". Ronnie Elmore has been piecing log cabin quilts since 2005. He has had quilts juried into AQS shows in Paducah, KY, and Des Moines, IA. He has had quilts in traveling trunks during each of the last five years using Hoffman Challenge fabrics. Ronnie has also had quilts in shows in Oklahoma City and Lincoln, NE. He presents antique log cabin quilts from his collection and his own unique log cabin creations during his trunk shows. His goal is to inspire you to think differently about this very enduring and versatile quilt pattern. Ronnie's wife, Carol, is a quilt teacher and AQS certified appraiser. I am so excited for this program. I encourage you to bring any log cabin quilts you have to share at show and tell.



Keep in mind that the doors will be open at 5 pm so come early to sew and visit. Feel free to bring your dinner along and make a night of it. The Heart blocks for the block of the month are due to be returned at either meeting and the drawing will be at the day chapter meeting.

Make sure to look at the registration form in this newsletter for the Mystery Lock In. This is going to be a fantastic day of sewing, food, prizes and fun. Don't miss out! Theresa and Sharon have been designing and hosting these lock-ins for ten years. Think of it as a mini retreat!

See you at Starlight,
 Dawn Heese

"Three of Our Own"

Three of our own members will be sharing their quilting experiences and quilts with us. None of them come from a long line of quilters. Their quilting journey started with a trip to the AQS show in Paducah in the early 1990s. They were just a two-some then. Before that, two of them took a couple of classes at Appletree - one on machine appliqué and one on making a baby quilt. Their first quilting project was a quilt for Project Linus inspired by the Appletree class. Early trips were to the craft fairs in Arkansas but that has been replaced with quilt shows. Once they became a threesome, they expanded the trips. They have been to Paducah, Houston, Wichita, Cincinnati, Chicago and Des Moines---all for quilt events. Now that they have a GPS they don't miss many quilt shops but the adventure is not as interesting. All three like traditional, scrappy quilts and appliqué. All three joined the guild in 2004 and haven't put their needles down since.



Won't you all be surprised at who our special guests are?

Bettina Havig
 Day Program Chair





Quilt-A-Gram

Published monthly by Booneslick Trail Quilters' Guild, a not-for-profit organization, established in 1978, and dedicated to educating its members and the community in the art and appreciation of quilt making.

2015-2016 BTQG Board of Directors

Elected Officers:

CEO	Mindy Smith	573-864-3936 (C)
Vice CEO	Mavis Mitzel	573-445-2259 (H)
Secretary	Janet Sapp	573-652-4145 (H)
Treasurer	Carrol Lewis	573-657-4532 (H)
Day Chapter President	Carol Tummons	573-445-9174 (H)
Starlight Chapter President	Dawn Heese	573-228-8248
Past CEO	Martha Eberhard	573-356-0311 (C)

Appointed Chairs:

Day Chapter Program Chair	Bettina Havig	573-449-1602 (H)
President/Starlight Program Chair	Dawn Heese	573-228-8248
Librarian	Louise Bequette	660-651-0114 (C)
Historian	Merril Winfield	573-446-8676 (H)
Service Project	Ustena Simenson	573-356-5915
Newsletter	Margaret Muegenburg	573-234-7313 (H)
Membership Roster	Sharon Lawler	573-696-0102 (H)
Webmaster	Barb Nixon	573-239-1039 (C)
Membership	Joyce Campbell	918-521-1534 (C)
Hospitality	(Position will not be filled)	
Retreat	Anna Mary Hughes	660-288-3225
Quilt Show	Mindy Smith	573-864-3936 (C)
	Donna Puleo	573-808-6079 (C)

60 Water Log Cabin
Set on Point
From
Ronnie Elmore's
Presentations



Ronnie Elmore
Presentation
At the
Starlight Chapter Meeting
Thursday, March 3

TREASURER'S REPORT

Submitted by
Carrol Lewis, Treasurer
As of
January 31, 2016

Checking Acct. Balance	\$23,039.06
Money Market Account	1,034.00
CDs (2)	10,864.02
Total Combine Balance	\$34,937.08
Number of Members 12/31/15	160
Fiscal Year Beginning Balance	\$13,106.23
FYTD Income	16,593.25
FYTD Expenses	6,660.42
Checking Acct Bal As of 1/31/16	\$23,039.06

Membership

New Members:

Lori Fischer
1614 Amelia 4-H
Columbia, MO 65201
573-875-1086
dlegfish@gmail.com
October 31

Candy Gabel
4705 Derby Road
Columbia, MO 65202
660-537-2559
gabelc@missouri.edu
May 15

Anne Johnson
1707 Osage Drive
Columbia, MO 65202
573-474-7147 Cell/Work
573-815-3528 Business
afjohnson58@gmail.com
July 8


E-Mail Change:

Karon Huggler
karonhug@gmail.com

BTQG Board February Motion
No motions were presented or acted upon.

March 2016



Sun.	Mon.	Tues.	Wed.	Thurs.	Fri.	Sat.
		1	2	3	4	5
				Starlight Chapter 5:00 pm doors open 7:00 pm Meeting Fairview Methodist Church	BTQG Retreat LOZ 	BTQG Retreat LOZ
6	7	8	9	10	11	12
BTQG Retreat LOZ	Day Chapter Meeting 9:00 am Sit And Sew 1:00 Meeting		Small Wonders 1:00 PM DBRL	Sassy Stitchers 9:30 – 11:30 am JoAnn's Classroom		
13	14	15	16	17	18	19
	Quilt Show Committee 4:00 pm Bethel Church 201 East Old Plank Street Board of Directors Meeting 6:00 PM U-Hall	Bonne Femme Book Group 1:00 PM DBRL				UFO 10 am - noon Senior Center
20	21	22	23	24	25	26
	EZ2B Stitchers 1:00 – 3:00 pm Quilt 4 U	Modern Quilt Group DBRL 6:00 pm	Paper Piecing 1:00 pm Corrine Remeika 5357 S. Bearfield Rd. Columbia	Redwork Contact Myrna Powers for Location *** Civil War Quilts 12:30 – 2:00 pm Bettina Havig 1108 Sunset Lane Columbia		
27	28	29	30	31		

Contacts: Day chapter, Carol Tummons, 573-445-9174/ Starlight chapter, Dawn Heese, 228-8248/ Board of Directors, Mindy Smith, 573-864-3936/ Newsletter, Margaret Muegenburg, 573-234-7313/ Bonne Femme book group, Bettina Havig, 449-1602/ Small Wonders, Karon Huggler, 443-7410/ Sassy Stitchers, Donna Burris, 474-4338/ Basic Quilting, Corinne Remeika, 449-7574/ EZ2B Stitchers, Merril Winfield, 446-8676/ Modern Quilt, Judi Kirkpatrick, 660-734-0358/ Paper Piecing, Joan Westcott, 874-8160 / Mystery Quilt, Bettina Havig, 449-1602/ Redwork, Myrna Powers, 445-0766/ Civil War Quilts, Bettina Havig, 449-1602 OR check directory for email addresses. * Indicates a closed group.

Notes from the CEO



First of all.....I thank all of you who responded to my search for the BTQG book, "Missouri Samplings." Bettina's trunk show at February Starlight included her quilt with the "Missouri Basket" medallion....I'm a basket quilt chick, so I decided that night that I had to make that pattern. Bettina told me it was in the BTQG "Missouri Samplings" book. I had never heard of that book. Well.....what a treasure! It is a book the guild members published in 1980 during the symposium. And, listen to this, according a very reliable source, Mavis Mitzel even volunteered to take a calligraphy class so she could do the graphics and print in the book....wow....the entire book of 40-45 quilt block patterns is done in our Mavis' lovely, calligraphy handwriting....wow.....just hug that woman the next time you see her! The editorial committee was Barbara Rogers, Carol Crabb, and Bettina Havig. What other wonderful stories are in the production of this gorgeous quilt book? It is this kind of thing, you beautiful BTQG chicks, that makes our guild rich, rich, rich in our history. We have deep, strong beautiful roots, my little darlings, that we need to be recognizing and celebrating.....honoring our history will keep that strength in process and we will continue to grow and accumulate other quilters who belong to us and we haven't met yet.....and we are anxious to meet them.....very exciting!

So.....things are hopping.....I'm getting ready to be with many of you in the lone star class and the Perkiomen 9 patch....shopping for my secret sister (I love secret sister!)....thinking about what I will be doing at the retreat where we will get to be together again....we are working on the annual meeting....the quilt show.....and.....we will be getting the nomination committee going very soon, as well as the budget committee for 16-17 and the audit committee. You will be seeing lots of information in the newsletters.....remember to thank the people who are participating in coordinating these activities. And, be thinking about the Board positions and, perhaps, committee chair positions you might be interested in filling. There are lots of exciting and meaningful things coming up in our future, don't miss out on being a part of them.

Speaking of budget committee.....Carrol Lewis did a great job at Starlight in February with her "Money Minute".....hopefully, we can do the same for the day group in their next meeting. The bottom line—BTQG has had wonderful leadership thus far in the area of stewardship. We will be telling you more about that process as we go along this year. If you have any recommendations you would like considered in the budget planning for next year, please send them to Carrol and me.....in the meantime, give her a big "thank you" for being our budget chick this year!

As for the quilt show.....we have great plans in process. We should have closure on some new advertising/marketing decisions that Donna Puleo will be finalizing and telling you about very soon. The boutique portion of the show is now the "BTQG Heart to Hands Shop".....love it!.....Hank and Martha will talk to you and keep you updated about that.

AND.....**The Daniel Boone Regional Library Quilt Exhibit** is coming up **April 2-16**....so get that on your calendar. As you probably know by now, we are exhibiting art quilts this year, so I expect it to be phenomenal. FYI, we will be showing the "Big Muddy" piece. The speaking events this year are—the Big Muddy Quilters who will be talking about their experience creating the piece together; and Jackie Berry will be doing a presentation about the origination and growth of the ARTrageous group to inspire others to do the same. Both of those are scheduled during the afternoon of **Saturday, April 16**....so get that on your calendar as well.



ONE MORE THING.....if you haven't already, check out Dawn Heese's Linen Closet Designs blog <http://dawnheesequilts.blogspot.com/>.....that thing has had 4,600 visitors from around the world just this week! If you haven't seen it yet, Dawn is getting ready to do a new block of the month in wool called, "Little Wooly Baskets," to launch on Monday, February 15. These little baskets are absolutely darling!! I think I may have to dive in with that project. (Don't forget, I'm a basket quilt chick, so how excited am I?) We are so proud of you, our Dawn...what a quilt artist.....you rock!!



Quilters are so exciting.....I just love being a part of you and what a pleasure to find opportunities to show you off! Think big, you beautiful BTQG chicks, because as good as it has been in the past, even more wonderful things are coming up in our future!.....Mindy

*An experiment...***Perkiomen Nine Patch**

I love teaching quilt making and I am travelling far less than in previous years so I have rented space to teach a workshop in March (St. Patrick's Day). I am offering a full day workshop called **Perkiomen Nine Patch** on **March 17, 10:00 a.m.- 4:00 p.m.** Registration will be done by mail directly or at a guild meeting. There will be registration information along with a description of the workshop available at the March guild meetings. I need at least six people. Registration form is available by request. Registration fee \$40 payable to Bettina Havig.



E-mail: bettinaqc@socket.net or 573-449-1602

Bettina Havig

Missouri River Quilt Guild Program

On **Tuesday March 15 at 6:30 PM**, Mona Stevenson will be representing our guild with a program for the Jefferson City quilters. They meet at the Masonic Lodge, 3211 Masonic Court, which is near the mall. Joyce, Mindy, Sharon, and Corinne will be joining me. Anyone from our guild is welcome to attend. Mona will be showing a representative sampling of the guild members' quilts. She will talk a bit about our history, our projects and interest groups, workshops, and special activities, such as the day chapter's Round-Tuit challenge. Feel free to join us.

Mona Stevenson

Mark Your Calendars!

The **BTQG Annual Meeting** will be held on **Saturday, June 4, 2016**. Our feature speaker is Jonathon Gregory, Assistant Curator of Exhibitions for the International Quilt Study Center & Museum at the University of Nebraska-Lincoln. His lecture is titled "A Disposition to be Inventive: Ernest Haight and What We Know about Men Who Quilt." This will be a breakfast meeting at Fairview United Methodist Church and will likely start at 9:00 AM. More details to follow.

We hope to see you there!



The new **Civil War Quilts** interest group will meet on the fourth Thursday of each month through January 2017. The next meetings are Thursday, Feb. 25 and the March 24, 12:30-2 p.m. at Bettina's home, 1108 Sunset Lane, Columbia. Please let her know if you plan to attend, space is a bit limited.

Bettina Havig

bettinaqc@socket.net or 573-449-1602

Columbia Sewing Center

Central Missouri's largest Janome dealer
In-house service and repairs on all
brands of sewing machines.



1414 Rangeline St., Columbia, MO 65201

(573) 445-4906

www.columbiasewingcenter.com




Amish Log Cabin Quilt

HAND TO HEART MARKET REPORT



Dear Quilters,. we are excited about the Quilt Show in October and have been working so our market will have many and great things to appeal to our shoppers hearts. We will keep you updated on our progress and we continue to look forward to your offerings for the market. We want to thank Joan Wescott for her donation of felted and beautiful wool. Some will be used for projects and the rest will be cut and packaged to sell that way. We will have projects at Retreat so if you need a break from your own work, we welcome your assist. Most of the projects will require sewing items you will probably have with you and if a special tool is needed we will let you know. At the March meetings there will be kits for making the 30 inch by 40 inch receiving blankets. With these kits and the ones we've heard people are making, it will bring us to our projected total and no more will be needed. It will help us to know what you are making and as you are doing that, please think about what you would expect your item to sell for. We are planning to have things from all seasons and Holidays especially since the show is in early October and our theme is Quilting Through the Seasons. We welcome fabric donations from your stash and will take magazines and books. The fabric donations we would appreciate as soon as possible, and we will take magazines and books starting in August. If you donate an item for sale and it is not sold, it will be returned to you. We thank you for this opportunity and look forward to breaking records and making lots of dollars for our guild (so we can have great speakers and buy more fabric and patterns and rulers and)well, you see where this is going! Happy Quilting!

Bonne Femme Book Group



Bonne Femme Book group will meet March 15, 1:00 p.m. at DBRL in Room A to discuss *Apart at the Seams* by Marie Bostwick.

Future titles for consideration are *MURDER ON THE PRAIRIE* (A Chloe Ellefson Mystery) by Kathleen Ernest and *THE LAST MIDWIFE* by Sandra Dallas.

All guild members are welcome.

Bettina Havig

bettinaqc@socket.net or 573-449-1602


There's more to your library

Have scraps? Here are some books to read — and get ideas for quilts!

Jinnie Beyer	Scraplook, the designs
Kim Brackett	Scrap-basket Surprises
Susan Carlson	Serendipity Quilts, cutting...
Marianne Fons	American Country Scrap Quilts
Joan Ford	Scrap therapy, Cut the Scraps
House of White Birch	Birches: Scrappy Garden Quilts
Jaynette Huff	Quilts from Grandmother's Garden
Bonnie Hunter	Leaders & Enders....
Judy Martin	Scrap Quilts Techniques Scraps, Blocks, & Quilts
Nancy J. Martin	Simply Scrappy Quilts
Marti Michell	Collectors' Scrap Quilts
Jeanette Muir	Precision Patchwork for Scrap Quilts
Amanda Owens	Big Book of Scrap Quilts
Sally Schneider	Scrapmania
Pat Speth	Nickel Quilts
Darra Duffy Williamson	Sensational Scrap Quilts
Pat Yamin	Two Patch Scrap Quilts

Definitely stash reduction time.....

Louise Bequette, Librarian



The purpose of the Guild is to promote fellowship among persons interested in all aspects of quilt making:

- ◆ To preserve all quilt making heritage and traditions;
- ◆ To promote an appreciation of fine design and workmanship;
- ◆ To encourage quilt making and collecting;
- ◆ To participate in quilt-related projects that are of service to the community;
- ◆ And to contribute to the knowledge of quilt making techniques, textiles, patterns and quilt makers through education.

Booneslick Trail Quilt Guild was founded in 1978.

Tools we love, tools we hate!



Among the favorite tools mentioned at the Day Chapter program:

Side threading needle for hand sewing - available from Nancy's Notions. The Sench needles come 12 assorted in a pack for \$7.49. The spiral-eye needles come 3 per pack for \$14.95. One each: embroidery needle 1-5/8" long, sewing/mending needle 1-1/2" long, quilting needle 1-1/8" long. (this information came from Mona Stevenson)

Piping Hot piping tool. Nancy's Notions currently has a set of 2 tools, booklet and piping for \$19.99, regularly \$43. They also carry 2 similar piping tools for \$17.99-\$19.99. (this information came from Mona Stevenson)

Serrated blade scissors by Karen Kay Buckley, very small, sharp to the point. As an alternate, any scissor from KAI scissors with a serrated blade.

Sew Line marking pencil. It's a mechanical pencil and uses fine 'lead' in white, red and graphite.

A finger pin cushion.

Porcupine quill as a stylus.

All Creative Grid rulers because of the NO-slip feature.

The Binding Tool from TQM. This helps you connect the ends of your binding as the two ends come together for a smooth finish.

The Brooklyn Revolver, a revolving platform for rotary cutting. It's round so no corners to catch on clothes and it comes in two diameters.

Marti Michell's corner trimmer.

And then there were a couple that were not so popular:

At the top of that list is TIGER TAPE. No one who had ever tried it found it useful. It's a 1/4" wide paper adhesive tape with black lines to help space your quilting stitches. **Just don't!**

Pineapple Coconut Drop Cookies

1 c. shortening (I used half butter, half Crisco)
 1 1/2 c. sugar
 1 egg
 1 8 1/4-oz. can crushed pineapple with juice
 3 1/2 c. all-purpose flour
 1 t. soda
 1/2 t. salt
 1 c. flaked coconut
 Optional garnish – macadamia nuts, chocolate chips or chunks



Cream shortening and sugar till fluffy. Beat in egg thoroughly. Stir in pineapple.

Stir or sift together dry ingredients. Blend into egg mixture. Stir in coconut. Chill at least one hour.

Heat oven to 400°. Drop dough by rounded teaspoons (or a cookie scoop) about 2" apart on lightly greased baking sheet. Place a garnish in the center of each cookie, if desired. Bake 8 - 10 min. or until no imprint remains when touched lightly. Makes about 5 dozen cookies.

These can be made without the coconut, substituting 1 c. raisins or 1/2 c. chopped nuts.

The Solar Art Gallery at Unity of Columbia will host an exhibit of art quilts, paintings and mixed media pieces by local artists **Karon Huggler** and **Sharon Pendergast**.

While they share a kindred appreciation for the creative arts, twin sisters Sharon and Karon find their favorite mediums in very different genres - Sharon in painting and mixed media and Karon in art quilts and fiber arts. They have discovered that their talents complement each other and they enjoy collaborating on a variety of projects. Bouncing ideas off each other and making suggestions helps them in the creative process.




Karon Huggler
Gyotaku Fish



Sharon Pendergast
Long-legged Wading Birds Scenes

The Solar Art Gallery Unity of Columbia
 600 West Broadway
 Dates March 6 through March 27
 Hours 9 a.m. - 1 p.m. Sunday



P.O. Box 542
Columbia, MO 65205-0542




march
International Women's Day



**Starlight Piecemakers'
Chapter Meeting**

Thursday, March 3, 2016
Doors open at 5:00 pm
7:00 PM Meeting and Program



Day Chapter Meeting

Monday, March 7, 2016
Doors Open 9:00 am
Sit and Sew
1:00 PM Meeting and Program

- | | |
|------------------------|--------|
| <u>Arlene Swindell</u> | Mar 1 |
| Joan Westcott | Mar 1 |
| Paula Stogsdill | Mar 3 |
| Ann Winschell | Mar 5 |
| Marlene Duffield | Mar 6 |
| Raeann Lenzini | Mar 9 |
| Rosalia Meyer | Mar 10 |
| Edie Brennan | Mar 11 |
| Barbara Beckett | Mar 12 |
| Margaret Heller | Mar 13 |
| Judy Nemmers | Mar 15 |
| Margaret Fines | Mar 19 |
| Elsie Lang | Mar 22 |
| Marilyn Wooldridge | Mar 24 |
| Ida May Anderson | Mar 30 |
| Catherine Duffy | Mar 31 |



Remember Show and Tell



BTQG is on the Web

[HTTP://BTQG.MISSOURI.ORG](http://BTQG.MISSOURI.ORG)



**<https://www.facebook.com/booneslicktrail?fref=nf>
<https://www.facebook.com/groups/1028525750508896/>**

Member of Heartland Quilt Network

O u r M e e t i n g P l a c e

**Fairview United Methodist Church
3200 Chapel Hill Road
Columbia, MO 65203**

Mystery Quilt Lock- In
Friday, April 8
9am- 9pm at the Masonic Temple
\$35



Theresa and Sharon join forces as they have you sleuthing for clues to make one of their mystery quilts. A few weeks before the lock in class, you will get the yardage requirements and guidelines for choosing your MYSTERY quilt fabrics; the cutting instructions; and a little pre-sewing. At the lock in class, you will get easy to follow CLUES and as you finish each step, you will get closer and closer to solving this MYSTERY!!

We've designed a fun mystery quilt for you. It will need six different fabrics: a FOCUS fabric (medium to large print); a LIGHT background fabric; a DARK fabric; an ACCENT fabric (medium to dark); a 2nd LIGHT (or light/medium) fabric; and a MEDIUM (or medium/dark) fabric. The quilt pattern will be available in 4 sizes (all square to maintain design symmetry): a Baby, Throw, Queen and a King, with the King size made by adding an extra border to the Queen.

After you sign up, you will receive the fabric requirements and cutting instructions. *We'll attach a separate picture of our fabrics to give you an idea of how they will work together, as I chose to do a dark background.*

There will be pre-sewing to do before the lock-in, which we strongly encourage (except for the baby quilt). It makes for a more fun-filled and relaxing day of sewing. We also hope that many of you will go home with a good portion of your top almost completed, especially if you are doing the Throw. (The baby size can easily be completed.)

We will have a potluck and door prizes will be awarded throughout the day!



Yes!! I want to be Locked-In. Enclosed is my registration form and fee with my \$35.00 check made payable to **BTQG**.

Name _____

Address _____

Emergency Contact Number: _____


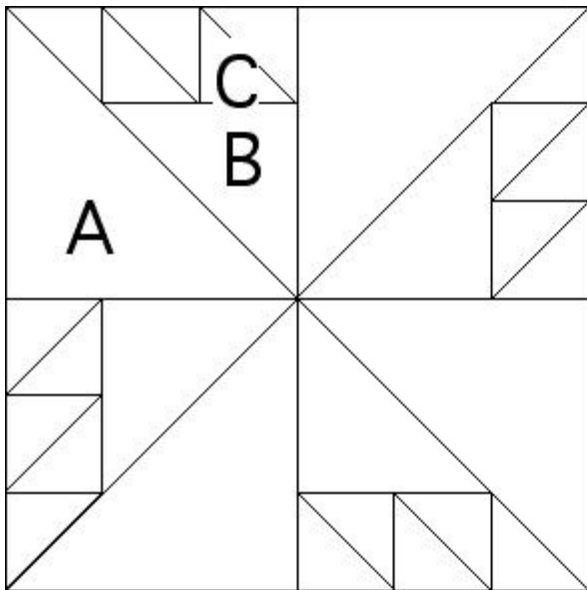
Send your registration form and \$35 fee to:

Dawn Heese
 3600 CB Lewis Road
 Columbia Mo 65202

See you at the lock-in!

Rosebud, 9 inch finished.

*The block draw for this block will be at the April Starlight meeting.



9 inch finished

Cut:

A—cut 2 squares $5 \frac{3}{8}$ " from light background and subcut once on the diagonal for 4 triangles.

B—cut 2 squares $3 \frac{7}{8}$ " medium to dark print, subcut once on the diagonal for 4 triangles.

C—cut 6 $2 \frac{3}{8}$ " background and 4 squares $2 \frac{3}{8}$ " medium print, subcut once.

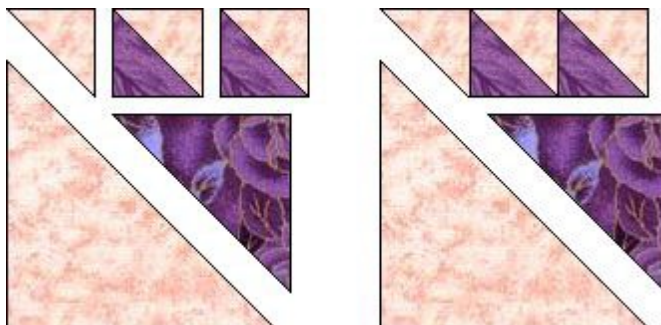


Figure 1

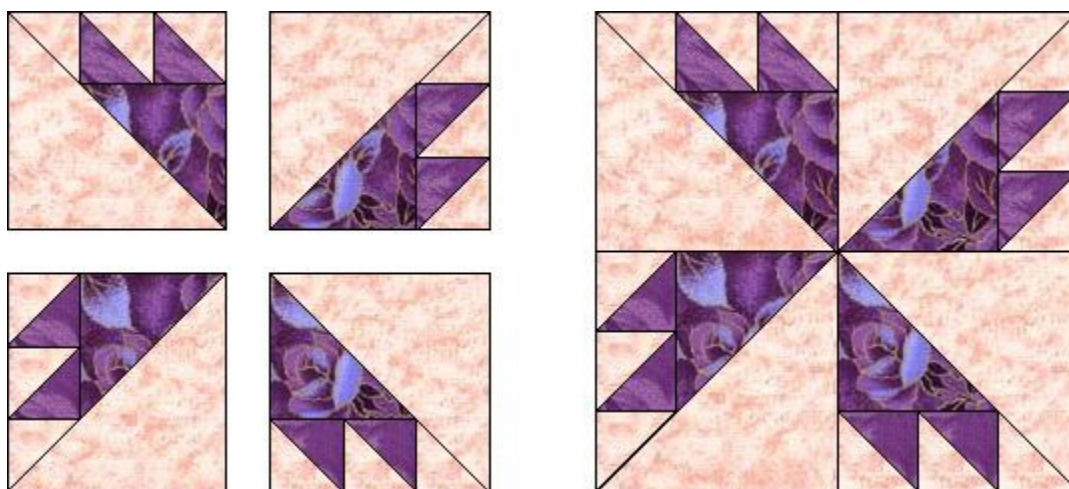


Figure 2