

Quilt-A-Gram




Margaret E. Muegenburg, Editor

BOONESLICK TRAIL QUILTERS' GUILD



Starlight Piecemakers' Chapter Meeting

Thursday, March 5, 2015
Doors Open at 6 pm
Program begins at 7:00 PM
Fairview Methodist Church



Day Chapter

Monday, March 2, 2015
Kelly Ashton Workshop 9—12 noon
Doors open at 8:30
Potluck Luncheon at noon
1:00 pm Meeting, Program, Show and Tell
Fairview Methodist Church

Fan-Attics Quilt Club Presentation

Our next Starlight program will be Boonville's, Fan-Attics Quilt Club. We have switched this trunk show with Elinor Barrett's, which will be presented on April 2. The Fan-Attics were thrilled to be invited to host our meeting and have tossed around several ideas on how they will approach their presentation. I am looking forward to having them as our guests.

Tips on Trying New Techniques: American Patchwork & Quilting Renee Plains states that *"When I'm trying a new technique or pattern, I remind myself that imperfections are part of the charm of vintage quilts. That takes the pressure off so I can relax and enjoy stitching."*



Linda Lum Debond's advice: "Do not get hung up on the fact that you've never done something before."

Such good advice! Hoping to see you all at the March meeting!

Sally Russell
 Starlight Chapter President



Sixty Degrees of Inspiration With Kelly Ashton

Kelly Ashton will present a program based upon her book: Hexagons, Diamonds, Triangles, and More: Skill-Building Techniques for the 60-degree Patchwork.

This lecture and trunk show is loaded with quilts and ideas to spark your creativity! You will see a variety of antique and vintage quilts that lent inspiration to Kelly. You will become familiar with the shapes (more than hexagons, diamonds, and triangles) that morphed into the 80+ blocks found in her book; and you will see many quilts born from the blocks.

A workshop taught by Kelly, "Y Seams, Why Not?", using your sewing machines to sew various shapes into designs will be held from 9 am to 12 noon. Cost will be \$22.50 plus cost of templates if needed. You may use the G44 template from Marti Michell's G set plus a small 60 degree ruler if you have them. The registration form is included in this newsletter.



The room will open at 8:30 am so setups will be completed and ready to go at 9 am. Books and templates will also be for sale at the meeting.

Send applications by February 25th, or let Louise know that you will come and pay at the workshop. Contact her at: 660-263-0144 or e-mail: midmo-quilters@yahoo.com.

A potluck luncheon will be held at noon with meat provided: A-Ks bring salads or sides and L-Z bring desserts.

As always remember to bring quilts you have finished or just about to finish to share with the our members. If you happened to have any quilts with a hexagon, diamond, triangle or more it would be great to see your project.

See you at the meeting!
Louise Bequette
 Day Chapter President



Quilt-A-Gram

Published monthly by Booneslick Trail Quilters' Guild, a not-for-profit organization, established in 1978, and dedicated to educating its members and the community in the art and appreciation of quilt making.

2014-2015 BTQG Board of Directors

<u>Elected Officers:</u>		
CEO	Martha Eberhard	573-356-0311
Vice CEO	Bettina Havig	573-449-1602
Secretary	Nancy Antonio	573-823-9579
Treasurer	Maria DeLamatre	573-289-4226
Past CEO	Sharon Lawler	573-696-0102
Day Chapter President	Louise Bequette	660-263-9221
Starlight Chapter President	Sally Russell	573-443-5479
<u>Appointed Chairs:</u>		
Day Chapter Program Chair	Louise Bequette	660-263-9221
Starlight Program Chair	Mindy Smith	573-874-1308
Librarian	Robin Heider Hank Botts	573-446-6254 573-424-1190
Historian	Virginia Peterson	573-442-0042
Service Project	Lauri Rich	573-808-1571
Newsletter	Margaret Muegenburg	573-234-7313
Membership Roster	Dianne Jackson	660-882-2549
Webmaster	Willie Morris	573-445-4217
Membership	Joyce Campbell	918-521-1534
Hospitality		
Retreat	Anna Mary Hughes Sandy Womack	660-288-3225 573-808-5007
Quilt Show	Donna Puleo Mary Pilkenton	573-446-1077 573-442-2416

TREASURER'S REPORT	
Submitted by Maria DeLamatre As of February 9, 2015	
Checking Acct. Balance	\$25,063.27
Money Market Account	1,033.88
CDs (2)	10,853.26
Total Combine Balance	\$36,950.41
Number of Members 12/31/2014	154
Fiscal Year Beginning Balance	\$ 8,955.19
FYTD Income	26,126.55
FYTD Expenses	10,018.47
Checking Acct Bal As of 1/30/15	\$25,063.27

Membership

New Members

Lisa Smith
31570 Real Avenue
Jamesport MO 64648
Home: 660-772-3037
Cell: 785-761-5153
itsmith@1791.com
11/6

Denise Felt
345 Sycamore Street
Fulton MO 65251
Home: 573-642-7175
neesierie@hotmail.com
9/14

Renewal

Cindy Heinz
5900 Creasy Springs Road
Columbia MO 65202
Home: 573-445-6737
cindyheinz@yahoo.com
2/15

Ann Winschel
820 Nichols Street
Fulton MO 65251

Change of Address

Jane Decker
305 Redwood Drive
Ashland MO 65010
573-881-0443

Service Projects

Ladies, thank you for your hard work already this year. I have delivered 4 quilts to True North, 4 quilts to Rainbow House and 4 quilts to Columbia Health Care (nursing home). I have had a lot of people ask me about the size requirements for the lap quilts that go to Columbia Health Care, they have asked that the quilts be approximately 34 x 44. Happy sewing, Lauri Rich

Newsletter deadline is the Wednesday after the Executive Board Meeting at 6:30 pm, of each month.
E-mail items to: maggiemueg@aol.com or 573-234-7313

March, 2015



Sun-day	Monday	Tuesday	Wednesday	Thursday	Fri-day	Satur-day
1	2	3	4	5	6	7
	Day chapter ! Kelly Ashton workshop, 9-12 Chapter meeting, 1 p.m. Fairview Methodist Church			Starlight Chapter meeting, 7 pm (building open at 6 p.m.) Fairview Methodist Church.		
8	9	10	11	12	13	14
	Board of Directors' meeting, 6:00 pm, DBRL Conference Room A		Newsletter deadline, 5 pm maggie-mueg@aol.com Small Wonders, 1 pm. DBRL	Sassy Stitchers 9:30-11:30 At Donna Burris' 5919 E. Rocky Point Court		
15	16	17	18	19	20	21
	EZ2B Stitchers, 1 pm At Quilt 4U	Bonne Femme book group 1-3 pm DBRL Modern Quilt, 6:30 pm, DBRL		English Paper Piecing, 1 pm. DBRL		
22	23	24	25	26	27	28
		*Charm group 1 p.m. Kay Shoner's 3850 Bethel	Basic Quilting 9-12, call for location	*Redwork, 9 a.m.		
29	30	31				
***Mystery Quilt participants will receive installments via email.						

Contacts: Day chapter, Louise Bequette, 660-269-9221/ Starlight chapter, Sally Russell, 573-443-5479/ Board of Directors, Martha Eberhard, 573-356-0311/ Newsletter, Margaret Muegenburg, 573-234-7313/ Bonne Femme book group, Bettina Havig, 449-1602/ Small Wonders, Karon Huggler, 443-7410/ Sassy Stitchers, Donna Burris, 474-4338/ Basic Quilting, Corinne Remeika, 449-7574/ EZ2B Stitchers, Merril Winfield, 446-8676/ Modern Quilt, Margaret Muegenburg, 573-234-7313/ English Paper Piecing, Joan Westcott, 874-8160/ Mystery Quilt, Cecile Mazan, cemmazan@gmail.com/Redwork, Myrna Powers, 445-0766/ Charm, Lauri Murphy, 446-2476 OR check directory for email addresses. * Indicates a closed group.

**** If the Columbia public schools announce a *Late start time* for the day of the Day Chapter there is *NO* Sit and Sew that day but the chapter will meet at the regular time.



Notes from the CEO

Garage Sale

The guild garage sale is back on! Virginia Peterson has graciously agreed to share her garage and chair the event in conjunction with her neighborhood association's annual garage sale. Virginia lives in the Bedford Walk area and their garage sale is scheduled for Saturday, April 25th. This will be a great opportunity to sell the remaining Marketplace items, excess stock from our library, and your quilt-related stash that is looking for a new home. Personal items sold at the garage sale can be donated to the guild or sold on consignment basis (please refer to your membership booklet for details). But, Virginia cannot do this alone and will need volunteers willing to sort, price, set-up and work the garage sale. Please contact Virginia at 573-442-0042 or by e mail at peterosnv@missouri.edu.

Facebook

At the Starlight Piecemaker's February meeting, a majority of members acknowledged they were frequent (many daily) users of Facebook. This confirms the need for the guild to get their Facebook page up and operational. Special thanks to Barb Nixon for stepping in to help us with this project. As the interim Social Media Chair, Barb will be responsible for accepting Friend requests, posting upcoming meetings and workshops, and monitoring content. One of the great benefits of having a Facebook page is keeping people informed and connected, and the potential of adding new members for our guild.

UFO's

We all have them. We love them; we hate them. We feel guilty about them. A year or so ago, I made a personal challenge to myself that I must finish one UFO before I can begin a new project. This, in conjunction with my quilting group's Eternal Hall of Shame deadline (i.e. you must finish a project by a certain date or you will be in the Eternal Hall of Shame—and no one wants to be there!) has helped me stay on target and reduce my UFOs. By the time you read this newsletter, I will have completed three projects towards the 15 in '15 Challenge. I hope you are doing well with your UFO's, too. *Happy quilting!*

Martha Eberhard, CEO

Upcoming Quilt Shows and Events

Earth Stories Jan. 15—Mar. 6

University of Missouri Gallery of
Arts and Design
Monday—Friday 8am-5pm/Saturday 12 noon-4
Warrensburg Free

An exhibit of works by members of the Studio Art Quilt Associates (SAQA) from 11 states and seven countries. The 24 quilts celebrate stories of people or projects that enhance the plant. Call for more information at 660-543-4498.

March 21 & 22, 2015

Quilt Magic

Thimble & Thread Quilt Guild of Greater St. Louis
Sat 10-5 and Sun 11-4 \$7.00
Greensfelder Recreation Center
Queen Park
550 Weidman Road Ballwin Missouri

March 26 to March 28

International Quilt Festival Chicago 2015

Thursday 10-7 Friday/Saturday 10-6
Admission \$10 per day or \$25 Full Show Pass
Class enrollees do not need daily tickets.
Donald E. Stephens Convention Center
Rosemont Illinois

Tomorrow's Heirlooms XV Q.U.I.L.T. of NW Arkansas

Friday 9-6 Saturday 9-4 \$7.00
Benton County Fairgrounds
7640 Regional Airport Blvd.
Bentonville Arkansas

April 23 to April 25

44th Annual Kalona Quilt Show and Sale 2015

Thursday 5-8 Friday 9-7 Saturday 9-5 \$5.00
Kalona Community Center
Kalona Iowa

Special Speaker 2016

The BTQG board decided at the board meeting NOT to invite a special speaker for 2016. I truly appreciate any member who took time to make a suggestion or to respond to the “food for thought”. Member input is important and there can almost never be too much of it. I did follow up on all suggestions that members made. While some presenters were already booked for our potential dates other would have been very expensive. Some member feedback seemed to indicate very weak support for special speakers. For the time being 2016 workshops will have to be the province of the chapters.




HOWEVER, please remember that we will have a special speaker in October 2015. **Marti Michell** will be with us October 8-10, 2015 for a lecture and two workshops. There are few teachers in the world with as much expertise and experience in making quilts or teaching techniques than Marti. The choice of which workshops will be made at the June Board meeting. Between now and then I suggest you check out her website to see where your interest might lie. The website is www.frommarti.com then click on Marti’s photo, then pull down under her name to see information on the workshops. Marti generously brings loaner tools for her workshops but many of you will fall in love with them and they will be available for purchase. If you go to a quilt event at which Marti is a vendor say hello and tell her how much we are looking forward to her visit.

There will be ongoing information in our newsletter leading up to Marti’s visit.


Bettina Havig, Vice CEO

The Bonne Femme Quilt Book Group



The Bonne Femme Quilt Book Group will meet on Tuesday, March 17 at 1:00 pm in Room A at DBRL. The selection for March is **Wedding Ring** by Emilie Richard.

As always any guild member is welcome to join in. Call Bettina for more information if needed.



The Bonne Femme Book Group’s April book selection is:

Quilt as Desired by Arlene Sachitano


BTQG Library News Closed Bid Auction

Donna Baker recently made a generous donation of magazines, books and two pieces that are going to be offered as a closed bid auction at the Day Chapter Meeting, March 2 and the Starlight Chapter Meeting, March 5. A sturdy quilt display rack that folds flat when not in use will have an opening bid of \$50.00. A beautiful wooden framed stained glass piece with the Booneslick star in the center will have an opening bid of \$35.00. So save your pennies and dollarinos and bid, bid, bid. Donna will receive \$50.00 and the remainder to be donated to the guild.



Hank Botts and Robin Heider, Librarians





P.O. Box 542
Columbia, MO 65205-542



It was one
of those
March
days when the **SUN** shines hot
and the *wind blows* cold:
when it is **summer** in the *light*,
and **winter** in the
shade.

.....Charles Dickens




- | | |
|--------------------|--------|
| Arlene Swindell | Mar 1 |
| Marlene Duffield | Mar 6 |
| Reann Lenzini | Mar 9 |
| Rosalia Meyer | Mar 10 |
| Eddie Brennan | Mar 11 |
| Margaret Heller | Mar 13 |
| Judy Nemmers | Mar 15 |
| Margaret Fines | Mar 19 |
| Elsie Langland | Mar 22 |
| Marilyn Wooldridge | Mar 24 |
| Ida May Anderson | Mar 30 |
| Catherine Duffy | Mar 31 |



**Starlight Piecemakers'
Chapter Meeting**

Thursday, March 5, 2015
Doors open at 6 pm
7 pm Program and Meeting

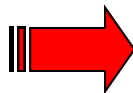
Fairview United Methodist Church
Bring a Quilt for Show and Tell



**Day Chapter
Monday, March 2, 2015**

9-12 Kelly Ashton Workshop
Doors open at 8:30 Potluck Luncheon
1 pm Program and Meeting

Fairview United Methodist Church
Bring a Quilt for Show and Tell



If the Columbia public schools announce a *Late start time* on the day of the Day Chapter there is *NO* Sit and Sew that day but the chapter will meet at the regular time.



BTQG is on the Web


[HTTP://BTQG.MISSOURI.ORG](http://BTQG.MISSOURI.ORG)

**Our Meeting Place
Fairview United Methodist Church
3200 Chapel Hill Road
Columbia, MO 65203**

Sixty Degrees of Separation Workshop

A 3-hour instructional workshop on working with 60-degree diamonds and piecing "Y-Seams"

Kelly Ashton, Instructor



Monday, March 2, 2015 9:00 am to 12 noon
Fairview United Methodist Church

\$22.50 for workshop

The Sixty Degrees of Separation Workshop will provide an introduction to working 60-degree diamonds and piecing set-in seams by machine. Kelly will guide you through the process: fabric preparation, cutting, machine piecing, and pressing including helpful tips for achieving the best possible results. A sampler table runner made out of 100% cotton fabric (no flannel) will be made. There are 20 slots for this workshop.

A supply list and pre-workshop instructions will be sent to you upon receipt of registration. Fat quarters in a mixture of light, medium, and dark will make this table runner a winner. A project set of acrylic templates will be available to purchase at the workshop for \$8.00 or use Marti Michell's G set, #44 + small 60 degree ruler, 2 x 6 inch or 3 x 9 inch. Your sewing machine and all the other goodies you require for your own sewing ease.

Applications are being accepted immediately. Please complete the following form and mail to the address shown or bring to one of the February Guild meetings.

Sixty Degrees of Separation Sampler Table Runner Workshop
Saturday, March 2 from 9:00 am to 12 noon.

We ask that you arrive a little before 9 so you can setup your machine and tools.

Name _____

Address: _____

Telephone Home: _____ Cell: _____

Cost: \$22.50 with check made out to BTQG plus acrylic templates at \$8.00 can be purchased at the workshop.

Mail: Louise Bequette
PO Box 8
Renick, MO 65278

Sixty Degrees of Separation Workshop

Sampler Table Runner

A 3-hour instructional workshop on machine-piecing 60-degree diamonds using set-in seams (Y-seams)

Kelly Ashton, Kellyquilter Designs

SUPPLY LIST AND PRE-WORKSHOP INSTRUCTIONS

Fabric Requirements: 100% cotton fabric; NO flannel for this workshop, please!

▮ Background fabric: 1/2 yd.

- Blocks: 4-6* fat quarters (or more, if you wish – if you bring more, cuts could be fat eighths or large scraps
 - *A mixture of light, medium, and dark is very helpful, making sure that your lightest fabric still contrasts well with your background fabric. For the Tumbling Blocks, using a light, medium, and dark from the same color family is very striking.
- Sashing and Outer Border: 2/3 yd. – you will not need to bring this to the workshop
- Backing: 2/3 yd. – you will not need to bring this to the workshop
- Binding: 1/3 yd. – you will not need to bring this to the workshop
- Batting: at least 22" X 45" – you will not need to bring this to the workshop

Other Supplies:

▮ **Templates** for cutting patchwork:

- Purchase a *project set* of acrylic templates from Kelly at the workshop for \$8.00.
 - This set includes three acrylic templates that allow for easy rotary cutting of the 60-degree patchwork pieces for this project
 - If you own Kelly's book, Hexagons, Diamonds, Triangles, and More, you may make templates D2, HD2, and HET4 from the template patterns and instructions in the book. NOTE: There will not be time in the workshop to make templates!!!
- Sewing machine:** clean, well-oiled, and in good working order with a new needle
- Remember to bring your power cord, foot control pedal, patchwork foot, and bobbins!
- Sewing machine needles:** 70/10 or 80/12
- Neutral piecing thread:** I prefer Presencia 60 wt. cotton thread OR Aurifil 50 wt. cotton thread
- Mechanical (graphite) pencil and mechanical white chalk pencil**
- "Standard notions":** pins, seam ripper, scissors, machine screw driver (in case you need to change a needle), etc.
- Rotary cutter:** 28mm (small) is recommended
- Rotary cutting mat:** the 12" X 18" is a good size for class, and if you only have a larger one, that's fine
 - Also, if you have a small mat on a rotating base, this is a great time to use it
- Rotary rulers:**
 - "medium sized" 6" X 12" OR 9" square OR 12" square

Preparation prior to the workshop: please **starch and press** your block and background fabrics. I recommend Mary Ellen's Best Press Non-Starch Alternative, but spray starch is fine, too.