


Quilt-A-Gram




Editor: Marilyn Wooldridge
Photographs: Barb Nixon

BOONESLICK TRAIL QUILTERS' GUILD



Starlight Piecemakers' Chapter Meeting

Thur. August 1, 2013
Doors Open at 6 pm
Meeting and Program at 7 PM
Fairview Methodist Church



Day Chapter

Monday, August 5, 2013
9:00 am Sit 'n Sew
9:00-11:45 Appraisals by Julie Silber
1:00 pm Meeting, Program, Show and Tell
Fairview Methodist Church

Be sure to reserve Thursday, August 1st on your calendar for an evening with JoAnn Belling. She'll be visiting us from Iowa and bringing a trunkful of amazing quilts to share with us.

If you'd like a preview of her quilts and some information on JoAnn, her website is here:
<http://www.joannbelling.com>

Kaye Mallory

From JoAnn's website:

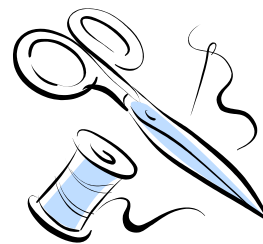
Floral Flight Medley by JoAnn Belling



"I received this floral panel as a gift when teaching in Japan so decided to splice and resew, add a border of wandering Flying Geese which repeat the colors in the panel and quilt with various threads. A portion of the quilting is top thread while the main part is bobbin work. Beads are added to look like insects."

What a nice turn out we had for our July meeting and, of course, we enjoyed great food from our salad luncheon. Thanks to Hank for filling in as Hospitality person. Thanks also to Margaret Heller and Robin Heider for helping in August. We have a very special speaker in August that you will not want to miss. Julie Silber will be here to lecture on "America's Funniest Quilts". She will also be here from 9-11:45 to give oral appraisals on your antique quilts for only \$10 and is returning that money to the guild. How nice is that! If you are interested in an appraisal, you need to contact Brenda Austin. I will let Brenda tell you all about Julie, but plan to be there and bring a friend! Mark your calendars for August 5 today! See you then.

Mary Petersen



Remember also that Jerry Ricker will be returning in August to sharpen your scissors, knives, and garden tools.



Annual dues are \$30.00 for the fiscal year of July 1 to June 30. Dues are payable the 1st of July. Membership forms were in the July newsletter or can be picked up at the Membership Table at the August chapter meetings.



Quilt-A-Gram

Published monthly by Booneslick Trail Quilters' Guild, a not-for-profit organization, established in 1978, and dedicated to educating its members and the community in the art and appreciation of quilt making.

2013-2014 BTQG Executive Board

Elected Officers

CEO Chairman	Sharon Lawler	573-696-0102 (home)
Vice-Chairman	Hank Botts	573-424-1190 (cell)
Secretary	Betty White	573-696-3776 (home)
Treasurer	Judi Kirkpatrick	660-734-0358 (cell)
Day Chapter President	Mary Petersen	573-446-2335 (home) 573-289-4120 (cell)
Starlight Chapter President	Kaye Mallory	660-349-5128 (cell)
Past CEO	Dennis Smith	573-445-7787 (home)

Appointed Chairpersons

Librarians	Merril Winfield	573-446-8676 (home)
Historian	Virginia Peterson	573-442-0042 (home)
Retreat	Barb Nixon	573-239-1039(cell)
Service Project	Irmgard Marsh Connie Richards Christi Brietzke	573-230-6196 (cell) 660-346-1577 (cell) 573-449-3405 (cell)
Newsletter	Marilyn Wooldridge	573-289-2957 (cell)
Membership Booklet	Alice Leeper	573-489-1458 (cell)
Webmaster	Willie Morris	573-445-4217 (home)
Membership	Corinne Remeika	573-449-7574 (home)
Hospitality	Christi Brietzke	573-449-3405 (home)
Quilt Show		
Day Chapter Program Chair	Brenda Austin	573-657-2332 (home)
Starlight Program Chair	Alice Leeper	573-489-1458 (cell)

Regular meetings of the Guild are held on the first Monday of the month at 1:00 pm and the first Thursday of the month at 7:00 pm at the Fairview United Methodist Church, 3200 Chapel Hill Rd., Columbia, Missouri.

*Executive Board of Directors
monthly meetings minutes are located
on the Guild's webpage.

Newsletter deadline is the Wednesday after the Executive Board Meeting at 6:30 pm, of each month. E-mail items to: mmwooly@yahoo.com

BTQG EMAIL ADDRESS: BTQGfeb1978@yahoo.com



TREASURER'S REPORT

Submitted by
Judi Kirkpatrick
As of July 1, 2013

Checking Acct. Balance	\$ 8,979.99
Savings	\$ 1,033.68
CD's (2)	\$ 10,834.96
Total Combined Balance	\$ 20,848.63
Number of Members	196
Fiscal Year Beginning Balance	\$ 15,215.89
FYTD Income	\$ 18,801.45
FYTD Expenses	(\$25,037.35)
Current Checking Acct. Bal.	\$ 8979.99



Library Notes

Glad to be here for a second year and thanks to my two new volunteers Robin Heider and Myrna Powers. We would like to have two more persons join us so we can always have the Library covered.

BTQC has donated the following books to the Daniel Boone Regional Library in memory of:

- * Marcia Easley – 501 Quilting Motifs (Quiltmaker Magazine)
- * Faye Sharp – Complete Guide to Quilting (Better Homes & Garden)

Members of the guide have donated the following for:

- * Jeanne Meyer – Quilter's Academy Volumes 2, 3 & 4 plus a \$10 check

New Books have been added to the shelves:

- * Civil War Blocks by Barbara Brackman
- * Japanese Inspirations by Susan Briscoe

Why buy when you can borrow!

Happy Quilting—Merril

DAY CHAPTER AUGUST PROGRAM

Our program for August 5 will be the delightful Julie Silber. Julie is one of the world's most respected quilt experts. She has been selling antique quilts to museums, businesses, and individuals since 1968. She was the curator of the world renowned Esprit Quilt Collection in San Francisco, CA, and is the co-author of the critically acclaimed books, Hearts and Hands and Amish: The Art of the Quilt. Julie will give a presentation on "America's Funniest Quilts".

For anyone who would like to have an antique quilt appraised, you will have the opportunity to do that while Julie is here. You may schedule a time for Julie to give you an appraisal of your quilt for just \$10.00 per appraisal. We do have to schedule, so please send me an email at austinb@missouri.edu to save a spot for your appraisal. We will begin at 9:00 a.m., and schedule 10-15 minutes slots of time for each appraisal up until 11:45.

Brenda Austin
Day Chapter Program Chair

Eternal Triangles Workshop

A scrap quilt class

by Bettina Havig

Friday, September 13, 2013

9:30 a.m. to 4:00 p.m.

Hy-Vee (upstairs meeting room)

501 E. Nifong Blvd

Cost of workshop \$20.00

Explore the endless options of quilts made essentially from right angle triangles. By participating in an optional exchange of fabrics to expand your scrap collection even quilters with a small stash can make a quilt with up to two hundred fabrics. Cutting and piecing are simple and the design options are both exciting and mesmerizing. Students will receive three patterns for table runners using the blocks they make in class.

This workshop is limited to 20 participants.

Registration form available in this newsletter.



"AND NOW A WORD FROM YOUR CEO"

Julie Silber, speaker for Day Chapter on August 5, will do quilt appraisals throughout the morning. Verbal appraisals are \$10; more extensive written appraisals are also available for a bit more. Feel free to invite your friends to come in August to get their quilts appraised. Call Brenda Austin for an appointment time, and see an article in this newsletter for more details. Starlight Piecemakers' June meeting was designed for our newest members and was an inspiring meeting. Many of us, including myself, commented on how relieved we were to hear that some of our very talented guild colleagues were "green" like us in their early experiences with quilting.

So it is with leadership. We all start a new endeavor, whether it is a new piecing technique or a leadership role, with a bit of nervousness. We have had some memorable leaders within this quilt guild, but they grew into that greatness. I challenge each of you to be a strong helper on a committee of your choice this year, and then volunteer next May to become a leader on the Board. This is your guild. Staying involved maintains a strong guild. Taking ones turn in a leadership role is essential in keeping our organization exciting and diverse.

Any time that you have questions or suggestions, let someone on the Board know. Please remember that you are welcome to attend any of the monthly Board meetings. See the calendar page in each current newsletter for date and location. I hope each one of you has a great year for quilting.

Sharon Lawler

CEO for the Board of Directors, 2013-2014

Pieced Quilt Back Workshop

With Lerlene Nevaril

Friday, September 6, 2013

9:00 to Noon

Hy-Vee (upstairs meeting room)

501 E. Nifong Blvd

Cost of workshop \$20.00

Make your quilt back special. You can add extra interest to your quilts by giving a little extra thought to what goes on the back. Let the front of the quilt help design the back. Get creative - make something interesting out of leftover units and/or fabrics from the front of the quilt. Studying 20-25 examples will simplify the process.

This workshop is limited to 15 participants.

Registration form available in this newsletter.

Fun at Starlight Piecemaker's County Fair.

Far left—winners of Pot Holder Challenge were: 1st Place Mona Stevenson, 2nd Place Jean Bureggenjohann, 3rd Place Carroll Lewis. Near left—Madame Clara Pincushion, the Quilting Fortune Teller.

August Flower
of the Month
Gladiolus



August 2013

Guild related or sponsored activities are included in the Master Calendar.

Interest groups that are currently closed are noted with ‡‡. For additional information, call the contact person listed. New interest groups may be formed at any time. Please contact Vice CEO, Hank Botts, 573-424-1190 or email jackandhank@mchsi.com

BOARD AND CHAPTER EVENTS

Date	Time	Event	Place & Contact
5 Aug.	9:00 AM	Day Chapter Sit and Sew 9:00-11:45 appraisals by Julie Silber	Fairview United Methodist Church Mary Petersen 573-289-4120
5 Aug.	1:00 PM	Day Chapter Meeting America's Funniest Quilts Julie Silber	Fairview United Methodist Church Mary Petersen 573-446-2335
1 Aug.	7:00 PM	Starlight Piecemakers Doors open 6:00 to sew, visit, eat	Fairview United Methodist Church Kaye Mallory 660-349-5128
12 Aug.	6:30 PM	<i>Board of Directors Meeting</i>	at DBRL (library) Conf Rm A Sharon Lawler 573-696-0102
14 Aug.	5:00 PM	Newsletter Deadline	Marilyn Wooldridge mmwooly@yahoo.com 573-289-2957

SPECIAL INTEREST GROUPS

5 Aug.	10:00 AM	Skills Group/Free Motion Quilting	Fairview United Methodist Church class by Marilyn Smith
14 Aug.	10:00 AM	Small Wonders--New Group	at Oasis contact Karon Huggler 443-7410
8 Aug.	9:30-11:30	Sassy Stitchers (Day Appliqué)	at DBRL (library) contact Donna Burris 474-4338
19 Aug.	1:00 PM	EZ2B Stitchers (Handmade Quilts)	at Quilt 4 U contact Linda Sandlin 814-1629
15 Aug.	9:00 AM	English Paper Piecing	For location, contact Joan Westcott 874-8160
5 Aug.	Handout	Mystery Quilt	contact Cecile Mazan cemmazan@gmail.com

‡‡CLOSED SPECIAL INTEREST GROUPS


12 Aug.	2:30 PM	‡‡Innovators	Joan Westcott 874-8160
22 Aug.	9:00 AM	‡‡Red Work	Myrna Powers 573-445-0766

Interest groups that are sanctioned by the guild and are open to any member are listed in the newsletter. Interest groups that are not open to all guild members (i.e. closed because they are full) will not be listed in the calendar. If anyone is interested in starting a new interest groups or stitching group they are welcome to do so.

Please contact Hank Botts, Vice CEO, with information regarding interest group meetings. Feel free to attend any group listed in the calendar. It's advisable to call the contact for up to date information. Hank can be reached at 573-424-1190 or jackandhank@mchsi.com.



Around the Mid-Mo Area—Peacemakers Quilting Group of Fayette will have a Quilt Show on Saturday, Aug 3, 2013 from 9 am to 3 pm at Linn Memorial United Methodist Church on the CMU campus.



QUILTERS SAFE-SURFING – Free Stuff for Quilters

Every effort has been made to insure that these links are g-rated, have been previewed for safety and content, are virus-free, and do not require an email address to join or view, but links and content are always subject to change, so enjoy these links at your own risk.

TIPS AND TRICKS:

This article has some good ideas on TIPS FOR ACCURATE PIECING, by SewHappy.Me.

<http://www.sewhappy.me/tutorials/tips-accurate-piecing/>

or use the easy-to-type link: <http://tinyurl.com/accuracycounts>

HOW TO:

If you're not a fan of triangles, this 10-minute video lesson on how to make flying geese without cutting up triangles from McCall's NO-WASTE FLYING GEESE Lesson is for you.

<http://www.mccallsquilting.com/mccallsquilting/articles/>

[No Waste Flying Geese FREE Block Builders Workshop Video Lesson](#)

or use the easy-to-type link: <http://tinyurl.com/notriangles>

A QUICK AND EASY QUILT:

Independence Day has come and gone, but be ready for next year with this super-easy 5-minute tutorial on the TUMBLER FLAG QUILT, by Jenny Doan of Missouri Star Quilt Company.

<http://quiltingtutorials.com/all/tumbler-flag-quilt/>

or use the easy-to-type link: <http://tinyurl.com/tumblerflag>



Winter Retreat 2014 February 29—March 2, 2014

Since 1986, BTQG members have been enjoying the fun, fellowship, and productivity of our Winter Retreat; and the Rickman Center, just outside of Jefferson City, has served our needs through all of these years. However, in the past few years, we have had concerns with the maintenance and condition, including exposure to mold, and questionable handicap access.

We have fantastic news for the 2014 Winter Retreat! This year our retreat will be held at the Country Club Hotel & Spa, 301 Carol Rd, Lake Ozark, MO. This is a lovely facility, with spacious bedrooms/bathrooms; a 6000 square foot sewing room; a large indoor swimming pool and hot tub; fitness room; spa; and restaurant/lounge. There are handicapped-accessible rooms. We will have our meals together as usual in one of their meeting rooms. And the really good news is we get all of this for only \$20 more per person than the cost of Rickman! Several of our BTQG members have stayed at this facility, and have found it to be very nice. To see photos and more information, go to <http://www.countryclubhotel.com>. We think you will be delighted with this change in venue – we are!

If you have any questions or concerns, please talk to anyone on the Winter Retreat Committee: Barb Nixon (Chairman), Maria DeLamatre, Martha Eberhard, Dianne Jackson, Kristin Kunze, Alice Leeper, Julie Martin, Lauri Murphy, Lauri Rich, or Janet Sapp.

Donna Baker has shared the recipe for the great biscuits she brought to the Day Chapter Salad Luncheon in July -

7-UP Biscuits Cook Time: 15 M | Makes: 8



Ingredients:

**2 c biscuit mix


**1/2 c sour cream

**1/2 c 7-up soda

**1/4 c butter, melted

Directions

1. Cut the sour cream into the biscuit mix (Bisquick) or any pancake mix, then add the 7-Up, or Ginger Ale, or Sierra Mist.
2. Instead of flour, use additional biscuit mix to sprinkle on a board. Pat dough out (it will be soft) and cut into biscuits. I use a glass to cut them.
3. Melt butter in a 9-in square pan, then place biscuits on top and bake at 350 degrees for 12-15 mins or until perfectly golden. For the July meeting, I made 1 ½ times the recipe and cut smaller muffins.



P.O. Box 542
Columbia, MO 65205-542



Winner of Hot Pad Challenge
at Starlight Piecemakers
County Fair.


August Birthdays

- Nancy Antonio 8/3/2013
- Karon Huggler 8/4/2013
- Shirley Beckett 8/5/2013
- Tammy Bush 8/19/2013
- Connie Gresham 8/19/2013
- Anna Mary Hughes 8/20/2013
- Barb Harville 8/22/2013
- Bonita Lenger 8/24/2013
- Nancy Gentzsch 8/25/2013
- Rhonda Robb 8/27/2013
- Vicki Conn 8/29/2013
- Kim Diamond 8/30/2013



**Starlight Piecemakers'
Chapter Meeting**
Thursday, August 1, 2013
Doors open at 6 pm
Meeting and Program at 7 pm

**TRUNK SHOW WITH
JOANN BELLING**
Fairview United Methodist Church
Bring a Quilt for Show and Tell



Day Chapter
Monday, August 5, 2013
9-1 Sit and Sew
9-11:45 Quilt Appraisals
10:00 Free Motion Machine Group
1:00 Business Meeting & Program
**AMERICA'S FUNNIEST
QUILTS**
Fairview United Methodist Church



BTQG is on the Web
[HTTP://BTQG.MISSOURI.ORG](http://BTQG.MISSOURI.ORG)

Our Meeting Place
Fairview United Methodist Church
3200 Chapel Hill Road
Columbia, MO 65203

Eternal Triangles Workshop

A scrap quilt class

by Bettina Havig



Friday, September 13, 2013, 9:30 a.m. to 4:00 p.m.

Hy-Vee (Upstairs meeting room at west entrance) 501 E. Nifong Blvd. Columbia, MO 65201

Explore the endless options of quilts made essentially from right angle triangles. By participating in an optional exchange of fabrics to expand your scrap collection even quilters with a small stash can make a quilt with up to two hundred fabrics. Cutting and piecing are simple and the design options are both exciting and mesmerizing. Students will receive three patterns for table runners using the blocks they make in class.

Supplies:

- 8-10 fabrics, 1/4 yd each in assortment of light, medium and dark.
You may be sharing and trading fabrics. Use good quality and please pre wash.
- 1/2 yard of fabrics to set your project...a small quilt or table runner.
This is also background fabric.
- thread in mid tones of gray, neutral, or tan
- basic sewing supplies, including fine straight pins and a seam ripper
- rotary cutter, mat and gridded ruler---a 12x6 inch is the most useful.
- sewing machine in good working order, extra wound bobbins, extension cord and adaptor if necessary. Bring your machine instruction manual.
- Optional: flannel or fleece to use as design surface.
- Optional: small iron and pad

Before class divide your 1/4 yards in half to make two pieces that are approximately 9 inches x 22 inches, carefully cut one of the sections of each of your fabrics into 2 7/8" x 22" lengthwise strips. Be accurate. Reserve the other portion of each 1/4 yard. There is no need to bring any more fabric than requested on the supply list.

This workshop is limited to 20 participants.

Detach and return registration to:

Laura Eggeman, 1712 Mizzou Pl. #5A, Columbia, MO 65201
573-449-7942, LauraE@EandEEnterprises.com

Fee: \$20 must be included with registration form. Make check payable to BTQG.

(See BTQG directory for cancellation policy.)

Eternal Triangles Workshop
Friday, September 13, 2013
Cost: \$20, make checks payable to BTQG

NAME: _____

ADDRESS: _____

PHONE: _____ CHECK # _____

EMAIL: _____

Mail Registration to: Laura Eggeman, 1712 Mizzou Pl. #5A, Columbia, MO 65201

Pieced Quilt Backs

Sept. 6 , 2013, 9 to noon

Cost \$20, make checks payable to BTQG

Name: _____

Address: _____

Phone: _____

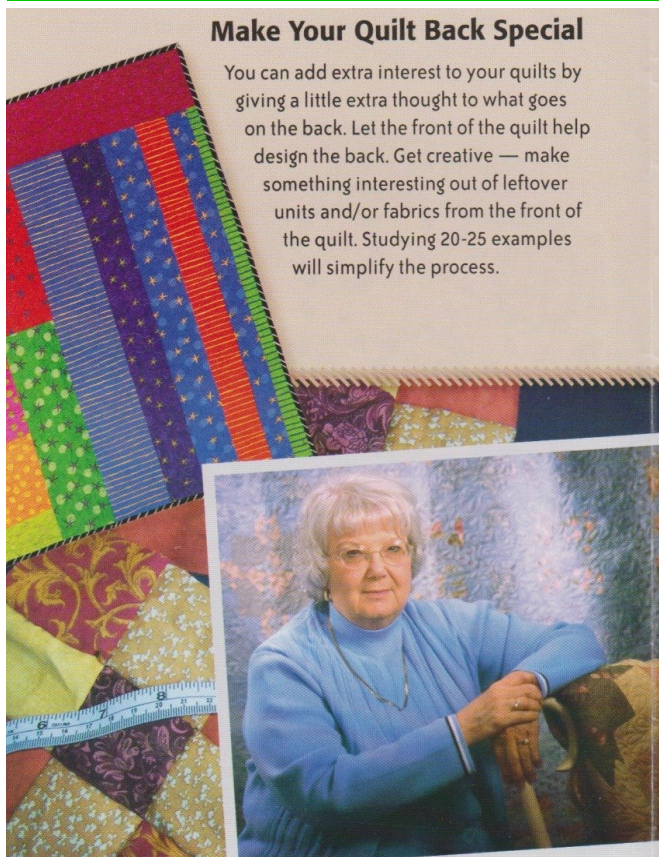
Email: _____

This workshop is limited to 15 participants.

Please return registration to: Alice Leeper, 2015 Ivy Way , Columbia, Mo. 65203

For more info: contact Alice at 573-489-1458 or alice@aliceleeper.com

Registration must be mailed postmarked no earlier than Aug. 1^h, 2013. \$20 must be included with registration



Make Your Quilt Back Special

You can add extra interest to your quilts by giving a little extra thought to what goes on the back. Let the front of the quilt help design the back. Get creative — make something interesting out of leftover units and/or fabrics from the front of the quilt. Studying 20-25 examples will simplify the process.

PIECED QUILT BACK WORKSHOP

With Lerlene Nevaril

Friday, Sept 6th, 2013

9 to noon

Hy-Vee (Upstairs meeting room)

501 E. Nifong Blvd,

Columbia, Mo. 65201