


# Quilt-A-Gram

Editor: Margaret E. Muegenburg

## BOONESLICK TRAIL QUILTERS' GUILD



**Day Chapter**  
**Monday, March 5, 2012**  
**9 AM- 12 Noon: Sit and Sew**  
**12 noon: Brown Bag Lunch/**  
**Bring items to share**  
**1 PM: Business Meeting and Program**

**Fairview Methodist Church**

### The Wonders of Twosome Quilting Marcy Strube

Spring is on its way, although as I type this it is a snowy February day, perfect for piecing, embroidering, appliquéing and quilting. I love these days when the evergreens look as if someone brushed frosting onto the branches and colorful birds flock at the feeders.

Our own Marcy Strube will present our March program, The Wonders of Twosome Quilting, bringing her collection of quilts. She'll tell us about their work and the quilting she has continued since his passing.



On April 2<sup>nd</sup> at our regular meeting, Donna Lynn Thomas will present a lecture called "Flip Your Way to Fabulous Quilts" and share her trunk show. On Tuesday, April 3<sup>rd</sup>, she will teach an all-day workshop on "Shimmering Leaves." Check out our guild library to see if her book with that pattern is in. See Lauri Murphy's information about registration and class fee elsewhere in this newsletter. It promises to be a very interesting workshop.

I want to thank our Jane Austen interest group for sharing their lovely early 1800's English Regency style quilts and information about Jane Austen the quilter/famous novelist. Special thanks to Bettina Havig for organizing and guiding those of us in this group, making our meetings both fun and informative.

Finally, with spring comes the need to form a nominating committee for next year's officers of our day chapter. Please, each of you consider how you might serve in one of the officer positions next year or serve on a committee. To keep our chapter vibrant we need to take turns providing leadership. Be assured that there will be other members to assist you in a position. I have certainly experienced that this year as I've served as your president. I'm enjoying the experience very much and have learned a lot that is beneficial. Do please approach me or other officers with any questions and submit your name as a volunteer or the name of someone you believe would be interested. Thank you.

Corinne Remeika



**Starlight Piecemakers'**  
**Thursday March 1, 2012**  
**7 PM Meeting and Speaker**  
**Bring a quilt to share for**  
**Show and Tell**

### Dawn's Garden Blossoms Dawn Heese

Blossoms bloom on each one of Dawn Heese's quilts as she creates stunning design to inspire many of us. The seeds for Dawn's passion with quilting began with her great grandmother. Today her beautiful art of appliqué is on the beautiful art of hand appliqué. She will share with us the 'joys' of writing quilting books, designing fabrics, quilting publishing, and teaching. Many of us have seen her work and have taken a class or two from her.



Dawn always has a needle and thread between her fingers as she works on one more design for another book and fabric line. She will uncover the mystery behind fabric design that she has created to go with her appliqué quilt designs. Her emphasis is on an antique look with each quilt. The quilt designs are available within her books and she also makes them available on her blog site. The production of her quilting phenomenon began with the Kansas City Star. The guild is truly blessed to have such a talented quilter in our midst and the CEO of the guild.

**Jane Austen** would have been amazed at the beautiful quilts the Jane Austen Quilt group made to honor her. The members included Boo! Kula, Bettina Havig, Nancy Antonio, Barbara Bauman, Corinne Remeika, Vivian Tompson, Marilyn Russell, and Lauri Murphy. The group got together every other month to discuss a Jane Austen novel and encourage each other's quilt design and fabric selection. A tea was held in honor of Jane Austen at the conclusion of the group.





## Quilt-A-Gram

Published monthly by Booneslick Trail Quilters' Guild, a not-for-profit organization, established in 1978, and dedicated to educating its members and the community in the art and appreciation of quilt making.

### 2011-2012 BTQG Executive Board

CEO Chairman:	Dawn Heese	228-8248
Vice-Chairman:	Bettina Havig	449-1602 / 819-1774
Secretary:	Judy Gieselman	445-2381
Treasurer:	Dennis Smith	445-7787
Website/email blasts	Willie Morris	445-4217/424-1421
Newsletter	Margaret Muegenburg	234-7313
Roster Booklet	Alice Leeper	442-6121/489-1458
Quilt Show	Tammy Bush, Chair Alice Leeper, Vice-Chair	256-8350/529-1729 442-6121/489-1458
Library	Linda Karns Pat Leistner	892-7875/999-0038 446-0811
Historian	Barbara Nixon	446-0773/239-1039
Friendship Star	Ann Rennier	573-424-7459
Winter Retreat	Kristi Savage-Clarke	657-4211/489-1885
Service Project:	Betty White Bonnie Wakefield	696-3776/999-0118 446-4981
Past CEO	Alice Leeper	442-6121/489-1458

### Day Chapter Board

President:	Corinne Remeika	449-7574/864-3074
Vice-President:	Lauri Murphy	446-2476/808-2194
Secretary:	Nancy Ankeney	445-6583/356-5633
Membership:	Mary Petterson Myrna Powers	446-2335 445-0766/864-0120
Hospitality:	Margaret Heller Marcy Strube	446-1942/874-0907
Friendship Blocks:	Francis Cope Beverly Christiansen	445-8121
Past President:	Tammy Bush	256-8350/529-1729

### Starlight Piecemakers Board

President:	Marilyn Russell	874-5702
Vice-President:	Jean Brueggenjohann	815-0082/864-5979
Secretary:	Robin Heider	446-6254
Membership:	Diana Fisher Cathy Forbes	875-1086 445-9909
Hospitality:	Boo! Kuhla Irmgard Marsh	449-0346/268-3733 230-6196
Friendship Blocks:	Julie Alsberge Connie Howard	449-1863/424-1769 256-3076
Past President:	Dawn Heese	228-8248

Newsletter deadline is the Wednesday after the Executive Board Meeting at 6:30 pm, of each month.  
E-mail items to: [maggiemueg@aol.com](mailto:maggiemueg@aol.com) or [BTQGfeb1978@yahoo.com](mailto:BTQGfeb1978@yahoo.com)

## TREASURER'S REPORT

Submitted by  
Dennis Smith  
As of February 12, 2012

Checking Acct. Balance	\$18,445.48
Savings	1,033.52
CD's (2)	10,820.69
Balance	\$30, 299.69
Number of Members	190
Fiscal Year Beginning Balance	\$11,922.48
YTD Income	16,013.58
YTD Expenses	9,490.58
Current Checking Acct. Bal.	\$18,445.48

BTQG EMAIL ADDRESS: [BTQGfeb1978@yahoo.com](mailto:BTQGfeb1978@yahoo.com)




*Ladies,  
The Friendship Stars, cards, and calls continue to be gratefully received from you during this time of sorrow with the loss of my son. Your kindness brought a feeling of warmth and love for me and my family.*

*Fondly,  
Anna Mary Hughes*



Connie Shay  
Wow! Another  
Barn Block

Regular meetings of the Guild are held on the first Monday of the month at 1:00 pm and the first Thursday of the month at 7:00 pm at the Fairview United Methodist Church, 3200 Chapel Hill Rd., Columbia, Missouri.



## February Day Chapter Exchange Block Winner - Willie Morris

Unlike most of you I don't come from a long line of quilters. I never knew my mother to make a quilt but learned when we went through her things after she passed away that she had made quilts for my sister's children. Knowing her she would have thought that if I wanted a quilt, I would make it myself. I did have neighbors in Blackwater that were quilters and can still remember the Fourth of July when an errant firework caught my neighbor's garage on fire. They were able to get her car out but her quilting frame perished in the fire.

Steve and I moved to Columbia in 1966 so he could attend graduate school. I taught math at Jefferson Junior High School and at least one of my former students was a member of the guild. My professional career ended in 2002 when I retired from the Ag Dean's Office at the University of Missouri as a System Administrator (computer support.) Now I spend my time on ten acres in South-West Columbia with our hyperactive cocker spaniel and our full figured cat.

Our two sons are grown and I can't remember what it was like when they were home. Our oldest son Tim lives and works in Columbia. The younger one Joel and his family live in Olathe, Kansas. That is where the three grandchildren are so we make frequent trips there. Will, age 9, and Cole, age 7, have both made quilts during their summer visits. Last year we did paper piecing. Will seems to enjoy the sewing more than Cole who would rather be outside chasing frogs and lizards. Addie, age 4, hasn't shown an interest yet but it is coming.

I joined the guild in 2004 and have been amazed at the wealth of talented quilters we have in the guild. It has been a lot of fun and a good excuse for many road trips with my friends Carrol and Judy.

For my block I have selected a Friend's Star and will ask that you use Civil War or 1800s fabrics. I will supply the background fabric. I am excited to see your interpretation of the block.

## Service Projects Report

The February chapter meetings produced 8 more finished quilts for donation. They represent work from the Starlight work night as well as individual efforts. We know you are busy with projects for the Quilt Show as well as personal items—your efforts are greatly appreciated. A special "THANK YOU" to Appletree quilting for a large donation of fabric—you will soon find it in new kits that will be ready for your creativity in the near



## Wool and Cotton Applique Workshop Presented by Dawn Heese

Saturday, March 17, 9:30 am—12:30 pm  
Bethel Ridge Estates, Columbia  
Corner of Bethel and Nifong

Fee: \$30 includes a kit with everything you need.

For information e-mail Dawn at [dawne86@hotmail.com](mailto:dawne86@hotmail.com)

## Quilt Show Challenge

Carrol Lewis, Challenge Coordinator, has several pieces of the pink challenge fabric ready to be delivered to you. There are just a few guidelines for an opportunity to create just the perfect quilt show piece utilizing your creativity and skills.


Contact Carrol at 888-427-2577 for speedy delivery.

## Fanfare of Quilts 2012 Presented by Bits 'n' Pieces Quilt Guild March 17-18 Queeny Park Greensfelder Recreation Center

The guild will present over 400 quilts, provide demonstrations, special exhibits, and an appraiser. A number of vendors will also be on hand.

The raffles include a sewing machine along with a quilt to benefit the Humane Society.

More information can be found at [bitsnpiecesguild.com](http://bitsnpiecesguild.com).





# MARCH 2012

**Guild related or sponsored activities are included in the Master Calendar.**

Interest groups that are currently closed are noted with ‡‡. For additional information contact person listed. New interest groups may be formed at any time.

Please contact Vice CEO, Bettina Havig, 573-449-1602 or email [bettinaqc@socket.net](mailto:bettinaqc@socket.net)

## BOARD AND CHAPTER EVENTS

Date	Time	Event	Place & Contact
1- Mar	7:00 PM	<b>Starlight Piecemakers' Meeting</b> Doors open 6:00 PM	Fairview United Methodist Church Marilyn Russell
5-Mar	9:00 AM	Day Chapter Quilt and Sew 12 Noon Shared Brown Bag Lunch	Fairview United Methodist Church Corrine Remeika
5- Mar	1:00 PM	<b>Day Chapter Meeting</b>	Fairview United Methodist Church Corrine Remeika
12-Mar	6:30 PM	<i>Executive Board Meeting</i>	DB Library
13-Mar	3:00 PM	Day Chapter Board Meeting	Call Corrine Remeika For location
13-Mar	6:30 PM	Starlight Piecemakers' Board Meeting	DB Library Marilyn Russell
14-Mar	5:00 PM	Newsletter Deadline	Margaret Muegenburg <a href="mailto:maggiemueg@aol.com">maggiemueg@aol.com</a> 573-234-7313

## SPECIAL INTEREST GROUPS

8-Mar	1:00 PM	English Paper Piecing	Linda Sandlin/Joan Westcott Call for Location 573-814-1629
19- Mar	1:00 PM	Handmade Quilts	Linda Sandlin's Home 573-814-1629 5900 Redwing Drive
	No Meeting	Quilt History Interest Group	
8-Mar	9:30 AM	Sassy Stitchers (Day Appliqué)	DB Library Willie Morris 573-445-4217
20- Mar	1:00 PM	Skills Group/Problem Clinic Temporarily full	Bettina Havig's Home 1108 Sunset Lane 449-1602
Call for date	2-4 PM	Small Wonders-New Group	Karon Huggler 573-443-7410
21-Mar	7:00 PM	Sometimes 30's Group	Jane Lee 573-445-1623 3711 Santiago Drive

## ‡‡CLOSED SPECIAL INTEREST GROUPS

5-Mar		‡‡ Row by Row/Pushing the Limits	Jackie Berry 660-263-5429
22-Mar		‡‡Red Work	Myrna Powers 573-445-0766
12-Mar	3:30 PM	Innovators	Joan Westcott 573-874-8160

N.B. Interest groups that are sanctioned by the guild and are open to any member are listed in the newsletter. If anyone is interested in starting a new interest groups or Stitching group they are welcome to do so. Please contact Bettina Havig, Vice CEO, with information regarding interest group meetings. Feel free to attend any open group listed in the calendar. It's advisable to call the contact for up to date information. Bettina can be reached at 573-449-1602 or [bettinaqc@socket.net](mailto:bettinaqc@socket.net).

## Quilt Show Entry Form – Are Quilters Square?

The BTQG quilt show Are Quilters Square? will be June 11-13th, 2012 at the Holiday Inn Expo Center. In order to get the program, map insert, and lay-out done in a timely manner, and accurately, our deadline this year is **May 10th (if mailed May 6th)**. SO..... **Start** planning your entries. You must be a paid member to enter a quilt or sponsor a quilt. No quilt may be entered that has been in a BTQG show in the last five years, unless it was voted “Viewer’s Choice” in the previous show.

Again this year we **STRONGLY ENCOURAGE** you to type your entry directly into the form on the internet. This will make it much easier to do the labels. It also saves the guild money for printing costs. For those who sincerely shudder and shake at the thought of using the internet, we will be happy to accept the hand-written forms. For anyone who is submitting entries by hand, you will also need to fill in your claim check, except the areas marked “to be assigned”. If you do on-line, the computer will fill in the claim check for you. It is quick and easy to do.


TO DO ON-LINE REGISTRATION, you need to know the information from the registration form, especially width and height (IN INCHES).

1. Go to the BTQG website (<http://btqg.missouri.org>) and click on For Entry Forms Click Here.
2. On the next page select Click here to enter your quilt online.
3. Read the directions at the top, BUT basically you just click on each entry with your mouse and type. **Be sure you pull down the arrow that says type of entry** in order to choose Challenge, Friendship, Wall hanging, Decorative, etc. EASY.
4. When finished, hit “Submit Quilt.”
5. Double check your typing for accuracy.
6. If okay, hit “submit my entry.” If not, go back and make corrections.
7. **Print your claim check and label** (all filled out for you) **before proceeding**,
8. Then either click on “Submit another quilt,” or hit the red X in the upper right hand corner to close windows.

Note: If you choose “wearable” OR “decorative,” identify the item by “decorative type,” so that we can make arrangements to exhibit it properly. Then fill in approximate size. Again, there are categories for “challenge quilt” and “education.” So if you participated in the challenge or made a quilt or other item in a BTQG sponsored class or in a class taught at a retreat, we would like to display those.

I will be at the March, April and May meetings to answer any questions. If you already know and have finished some of your entries, please submit the forms early. IF you have any questions, you can also call me at 573-445-4217 or email [morrisw@missouri.edu](mailto:morrisw@missouri.edu) .

Willie Morris



P.O. Box 542  
Columbia, MO 65205-542



*Swing into Spring*


**M  
a  
r  
c  
h**

**Birthdays**

Arlene Swindell	Mar 1
Cindy Bryan	Mar 4
Marlene Duffield	Mar 6
Raeann Lenzini	Mar 9
Rosalia Meyer	Mar 10
Margaret Heller	Mar 13
Faye Sharp	Mar 15
Linda Sandlin	Mar 16
M. Marga Dick	Mar 19
Margaret Fines	Mar 19
Elsie Langland	Mar 22
Paula Stogsdill	Mar 23
Linda Hancik	Mar 24
Ida May Anderson	Mar 30
Catherine Duffy	Mar 31



**Starlight Piecemakers**  
Thursday, March 1, 2012  
7:00 PM  
Business Meeting and Program  
'Dawn's Garden Blossoms'  
Fairview United Methodist Church  
Bring a Quilt for Show and Tell



**Day Chapter**  
Monday, March 5, 2012  
9-12 noon Sit and Sew  
12 noon: Brown Bag Lunch/  
Bring items to share  
1 PM: Business Meeting and Program  
'The Wonders of Two-Some Quilting'  
Fairview United Methodist Church  
Bring a Quilt for Show and Tell



**BTQG is on the Web**  
[HTTP://BTQG.MISSOURI.ORG](http://BTQG.MISSOURI.ORG)

**Our Meeting Place**  
Fairview United Methodist Church  
3200 Chapel Hill Road  
Columbia, MO 65203



## **SHIMMERING LEAVES WORKSHOP**

by **DONNA L. THOMAS**

**TUESDAY, APRIL 3, 2012**

**9:00 a.m. to 4:00 p.m.**

**APPLETREE QUILTING CENTER**

**2541 Bernadette, Columbia, MO 65203**

Make this cozy lap quilt, table topper or table runner using Donna's new folded layers technique from "Flip Your Way to Fabulous Quilts". Learn how to sew the striped rectangles and leaf stems that make these leaves shimmer. Choose colors to match your décor or make a topper for each of the four seasons. All day. Intermediate skill level. Machine piecing and rotary cutting experience required.

This workshop is limited to 20 participants.

### **Detach and return registration to:**

Lauri Murphy, 3309 Appalachian Drive, Columbia, MO 65203, 573-446-2476, e-mail: [laurimurphy@centurytel.net](mailto:laurimurphy@centurytel.net). Supply list can be found on Donna's web site: [www.donnalynnthomas.com](http://www.donnalynnthomas.com) under "Workshops". If you do not have internet access please notify Lauri.

**Registration must be mailed postmarked not earlier than March 2, 2012.**

**Fee: \$35.00 must be included with registration form. Make check payable to BTQG.**  
(See BTQG directory for cancellation policy.)

## **SHIMMERING LEAVES WORKSHOP**

**Tuesday, April 3, 2012**



NAME: \_\_\_\_\_

ADDRESS: \_\_\_\_\_

PHONE: \_\_\_\_\_ E-MAIL: \_\_\_\_\_

**Are Quilters Square?**  
**June 11-13, 2012**  
**BTQG 2012 Quilt Show Entry Form**  
 Please read carefully, fill out completely  
 and if hand-written, please print!  
**Deadline for form: May 10<sup>th</sup>, 2012**  
**If mailed, mail forms by May 6<sup>th</sup>, 2012 to:**  
**Willie Morris**  
**6201 S Scotts Blvd**  
**Columbia, MO 65203**  
**Email: [morrisw@missouri.edu](mailto:morrisw@missouri.edu)**

*Use a separate entry form for each entry! This form  
 may be photocopied as needed.*

# \_\_\_\_\_  
 # To be assigned  
 by person  
 receiving entry.

**Quilts must be delivered to  
 Holiday Inn Expo Center  
 between 3:00 p.m. and 6:00 p.m. on June 10<sup>th</sup>, 2012.**

*The number of entries is not limited but indicate  
 your priority in case all quilts cannot be hung.*

Priority number: \_\_\_\_\_ of \_\_\_\_\_ (1 of 6, 2 of 6, etc.)

**All quilts must have a sleeve or we cannot hang them. Please  
 attach a 4" sleeve.**

Any guild member may enter quilts and may sponsor a quilt(s) from a person who isn't in the guild.

Guild Member Name: \_\_\_\_\_ email address: \_\_\_\_\_  
 Address: City, State Zip \_\_\_\_\_  
 Home phone #: \_\_\_\_\_ Work #: \_\_\_\_\_ Cell #: \_\_\_\_\_  
 Quilt made by member  Yes  No -- If no, sponsored for \_\_\_\_\_  
 Name(s) (Attach additional page if many people)

Type of Entry: \_\_\_\_\_ Quilt \_\_\_\_\_ Crib or Juvenile Quilt  
 \_\_\_\_\_ Wall hanging  
 \_\_\_\_\_ Wearable (includes purses)  
 \_\_\_\_\_ Decorative (bowls, table runners, postcards, pot holders, pillows, etc.)  
 Name item and size \_\_\_\_\_  
 \_\_\_\_\_ CEO Quilt \_\_\_\_\_ Presidents' Quilt  
 \_\_\_\_\_ Friendship Quilt  
 \_\_\_\_\_ Challenge Quilt  
 \_\_\_\_\_ Education (from BTQG sponsored classes or retreat classes)

**Measure the quilt carefully! Height \_\_\_\_\_ Width \_\_\_\_\_**  
 When hung: (measure INCHES top to bottom) (measure INCHES side to side)

Title: \_\_\_\_\_ This quilt is for sale  No  Yes \$ \_\_\_\_\_

Pattern Name: \_\_\_\_\_ Owned by: \_\_\_\_\_

Original Design:  No  Yes If the item features applique, is the applique by  Hand  Machine

Hand/Machine Pieced by: \_\_\_\_\_ Hand/Machine Quilted by: \_\_\_\_\_

Description: Describe your entry. Let the viewer know anything special about it such as pertinent history, why it was made (for a special occasion or recipient), and/or how it was made. This information will be displayed with the entry. Try for 70 words or less to fit in available space below or continue on reverse side. Text will be edited if needed. Thank you for sharing with us all.

---



---



---



---



## Claim Check

YOUR ENTRY WILL NOT BE AVAILABLE FOR PICK UP UNTIL 6:00 p.m. WEDNESDAY, JUNE 13<sup>TH</sup>. ALL entries must be picked up between 6:00 p.m. and 7:30 p.m. NO EXCEPTIONS. Whoever picks up the quilt **MUST** have this claim check in their possession.

Quilt # \_\_\_\_\_

Guild Member \_\_\_\_\_

Quilt Name \_\_\_\_\_

Entry Type \_\_\_\_\_ # \_\_\_\_\_ of \_\_\_\_\_

Row # \_\_\_\_\_ Quilt # \_\_\_\_\_

## Label for Quilt

----- **Label for Quilt** -----

Please complete, cut on dotted lines, and safety pin or hand sew to the **bottom left corner (right corner when looking at the back of the quilt)** of your quilt or quilted item when submitted so we can identify your entry easily.

Name: \_\_\_\_\_

Quilt Name: \_\_\_\_\_

Address: City, State Zip \_\_\_\_\_

Phone #s: Home \_\_\_\_\_ Work \_\_\_\_\_ Cell \_\_\_\_\_