



Quilt-A-Gram



Volume 43, no. 12 BTQGnews@gmail.com

BOONESLICK TRAIL QUILTERS' GUILD

Outgoing CEO Message

Bool's July Message —

The annual meeting was a wonderful chance to see members again. It was a good crowd. The program presented by Renee Nanneman was informative and inspiring. She has a lovely personality as are her quilts and fabrics.

July begins a new year in BTQG. A very sincere thank you to all who have volunteered their time to keep the guild progressing.

A reminder: I am no longer doing mass calls for people to take a job for the guild. If you see my name on Caller ID it might be safe to answer the call.

— Bool



Judi Kirkpatrick will be our incoming CEO, so watch for a message from her in next month's issue!



**NEXT Day Chapter Meeting is via ZOOM
1:00pm
Monday — July 5**



**NEXT Starlight Piecemakers Chapter Meeting via ZOOM
7:00pm
Thursday — July 1**

A Message from Pat —

Our July speaker will be Dana Jones from Colorado. Dana will share stories of quilts from the more than 100 quiltmakers of Caohagan Island, an island in the central Philippines. We will be introduced to the unique techniques developed by these quiltmakers whose tools are simply fabric, scissors, needle and thread; and we will see more than 50 of their colorful quilts.

Pat Leistner
Day Chapter President

A Message from Connie —

Happy July, everyone! Remember this is our last contracted ZOOM meeting. Yay! I hope we never have to repeat next year! Looking forward, our speaker is Lori Dickman. She is presenting "My Favorite 3-D's" for our group. Lori has been quilting 30+ years and sewing 45+ years. She has won numerous awards with her quilts. Most recently her "O'wl Sit Under the Light of the Oak Leaf Moon" was a finalist in the 2019 NQM contest "new quilt from an old favorite". You can see her work at <https://quiltingwithlori.com/>. Hope everyone can join, and stay cool.

Connie Richards
Starlight Piecemakers Chapter President



Quilt-Q-Gram

Volume 43, n.12 FY 2020-2021
Lynn Hill, Editor

Published monthly by Booneslick Trail Quilters' Guild, a not-for-profit organization, established in 1978, and dedicated to educating its members and in the art and appreciation of quilt making.

BTQG Board of Directors 2021-2022

Executive Board Members (Elected Officers)

CEO	Judi Kirkpatrick	jikirk@yahoo.com
Vice CEO	Trina Pratt	thesierraquilter@gmail.com
Past CEO	Boo Kula	bookula74@gmail.com
Secretary	Betty White	bettyj49@centurytel.net
Treasurer	Martha Eberhard	marthaeberhard@hotmail.com
Day President	Pat Leistner	patleistner@gmail.com
Starlight President	Connie Richards	richardscs60@gmail.com

Standing Committee Chairs (Appointed)

Day Programs	Willie Morris	morrisw@missouri.edu
	Judy Gieselman	gieselmanja@missouri.edu
	Carrol Lewis	caleOd@mizzou.edu
Starlight Programs	Various	
Membership	Deb Kagay	ddk612@centurytel.net
	Bettina Havig	bettinaqc@socket.net
Librarian	Elaine Keely	tkeely7@gmail.com
	Nancy Antonio	njzaquilter@yahoo.com
Service Projects	Irmgard Marsh	rogerscott935@hotmail.com
Newsletter	Lynn Hill	hilllynn@earthlink.net
Quilt Show	Peggy Brothers	peggybrothers@icloud.com
Quilt Show	Kathryn Reece	kathrynreece24@gmail.com
Hospitality		

Ad Hoc Committee Chairs (Appointed)

Webmaster	Janet Hollandsworth	quilterchic@centurytel.net
Social Media	Barb Nixon	vb Nixon22@gmail.com
Membership Directory	Debbie Odor	debbie.odor@gmail.com
Winter Retreat	Anna Mary Hughes	annamaryyh@gmail.com

Treasurer's Report

Period: 05/01/2021-05/31/2021

Approved Report prepared & submitted on 05/10/2021 to Board for Approval by

Willie Morris, Treasurer

Guild's NET ASSETS on 05/31/2021

Cash 05/31/2021 (General Ledger)	\$20,068.19
Savings (Money Mkt Balance)	\$ 1,035.43
CD's (2)	\$11,490.28
Net Assets on 05/31/2021	\$32,593.90

Number of Members 150

FY2020-2021 (07/01/20-06/30/21) Year-to-Date Summary of General Ledger Financial Transactions To-Date

Beginning Cash Balance (G/L) 7/1/2020	\$20,715.66
FY2020-2021 Deposits	\$5,674.44
FY2020-2021 Expenses	(\$6,321.91)
Ending (Cash) Balance on 5/31/2021	\$20,068.19

BTQG June 5th Annual Meeting Adopted Motions

From the Board Secretary:

The following motions were made and approved at the annual meeting June 5, 2021:

1. To accept the proposed budget for the year 2021-2022 as presented to the membership by the budget committee.
2. That the slate of officers as presented for the year 2021-2022 be accepted by acclamation.
3. To adjourn.


Board of Directors June 14th Meeting Adopted Motions

From the Board Secretary:

The following motions were made & adopted on June 14th, 2021:

1. To accept the minutes of the May 10, 2021 board of directors meeting.
2. To accept the treasurer's report ending May 30, 2021.
3. To accept the minutes of the June 5, 2021 annual meeting.
4. To adjourn.

JULY 2021

Sun	Mon	Tue	Wed	Thu	Fri	Sat
Please note that some groups may not meet every month. You are welcome to check with the contact people listed below to learn more about any of these special interest groups.				1 Starlight Piece-makers 7:00pm Via ZOOM	2	3
4 Independence Day 	5 Day Chapter 1:00pm Via ZOOM	6	7	8 Sassy Stitchers 9:30am-11:30am @Peggy Brothers' home	9	10
11	12 BTQG Board Meeting 7:00pm Via ZOOM	13	14 Small Wonders 1:00pm @DBRL Calendar Information Due 5pm Newsletter articles due to: BTQNews@gmail.com	15	16	17
18 Modern Quilt Group 2:00pm @ Appletree Quilting	19	20	21	22	23	24
25	26	27 Needlework 1:00pm@ Donna Puleo's home	28	29	30	31

Calendar Contacts: (For email addresses, consult the directory)

Day Chapter: Pat Leistner 573-446-0811

Starlight Chapter: Connie Richards 660-346-1577

GUILD's Calendar: Judi Kirkpatrick 660-734-0358

Guild Interest Groups on Calendar

Bonne Femme Book Group: Nancy Antonio 573-823-9579

Featherweight Friends: Pam Close 573-808-3496

Needlework: Mona Stevenson 573-698-2019

Modern Quilt: Lora Brinkman 573-821-0262

SASH: Sarah Briggs 573-634-2162

Sassy Stitchers: Peggy Brothers 573-819-6682

Small Wonders: Karon Huggler 573-489-6373

Yes, there will be a Booneslick Trail Quilt Show... in 2022!

Many more details will be coming in the future. For now, consider making new quilts (or finishing some of those pesky UFOs) to enter! This also gives us more time to create beautiful and useful quilts and crafts for the marketplace at the show. Peggy Brothers and Kat Reese are the ones to ask for ideas and suggested things you might make.

Sneak Peek:

The August day guild meeting will include a "Swap Meet". Bring quilt related items you no longer want but think someone else might like. No \$ will be exchanged. Either trade or give away items.

Be sure to bring your smile to the August guild meetings. Barb Nixon will be taking pictures for those who desire to have their picture in the annual directory. FYI we cannot use the previous one since we do not keep them on file. Please make an effort to get this done. This will be the last opportunity before the membership booklets are published.



Do You EQ?

Beginning in September, Linda Bratten will be teaching a five-part series of Electric Quilt 8 lessons, "Building Your First Quilt".

These classes will be held at Rooster Creek Quilting in New Bloomfield, MO. Cost is \$20 per class session. Contact Rooster Creek Quilting for more information.

Phone them at (573)896-8025, or find them on Facebook.



- July 4 USA
- July 7 Ustena Simenson
- July 11 Corinne Remeika
- July 15 Barb Pilant



Shall We SASH???

The Short Attention Span Happy interest group, or SASH for short, is not your typical special interest quilt group. Oh, no! We are very laid-back, we do the challenges if we want, and there is NO stress. Let me catch you up on our meetings, and hopefully entice you to join us!

It wasn't easy to gather during the pandemic, but we met by ZOOM and outdoors in a city park with masks and social distancing, when the weather would permit. We really like to party, and for Halloween we decorated the pavilion and tables while we shared many good snacks, games, prizes, and show and tell. We decorate for birthdays too, and celebrate with snacks and white-elephant gag gifts. We never let a good time slip past us, so we had an Easter Egg Hunt, Mardi Gras beads, and played many games and won funky prizes. We held our first Service Day at Stephens Park and made blankets for shelter pets. We are planning a few simple make-and-take projects for later on this year, and who knows what else?

If you're new and looking to make friends, or if you've been in the guild for a bit and need something new... we're your group. Please come and join us! Please call my home at (573)634-2162 or email me at sarahbriggs709@gmail.com for meeting info.



We sewed little quilts for shelter pets this spring.
Come hang with us at a SASH group meeting!

2022 Quilt Show Challenge – Everything Old is New Again

There's plenty of time left to join the 2022 quilt show challenge, which is just extended time for the challenge we would have shown in 2020, if there had been a show. So, browse through your quilt magazines and books, or online, for a traditional block to "make new".

Make a small quilt, no more than 24" on any side, using one traditional block – pieced or applique - in a contemporary (not necessarily "Modern") way. For this challenge, traditional will be defined as a block designed before 1940.

Examples

- Churn dash blocks could be assembled "wonky" in hot pink and lime.
- A wedding ring could be made "Modern" a la Victoria Findley Wolfe or Tula Pink.
- Neon flying geese could wander across a night sky.
- In a Baltimore block, the classic eagle might be replaced with a flamingo or the traditional house with an RV.
- Sunbonnet Sue could be doing something modern, such as wind surfing or texting.
- For a pictorial art quilt, the block might appear as the sides of buildings or be the pavement of a patio.

The quilt may be a single block or multiples of the one block. It may have sashing and/or borders. The block must be recognizable. The quilt need not be square or rectangular.

The quilt must be 3 layers, quilted by hand or machine, with edges finished (bound, faced, satin-stitched, couched yarn, etc.) No sleeve is required, since the quilts will be displayed together, pinned to a backdrop.

Complete the online show entry form for your quilt, when that becomes available. When you turn in your entry in on the Thursday before the show, pin a black and white copy/drawing of the traditional block to the quilt. You may draw the outline of the block or use a photocopy from a pattern book. The copy should be 6-8" square and include the name of the block.

Any questions? Contact Mona Stevenson.

Crafty Corner

One of the ways we can raise funds for our guild is by selling consignment items at the Columbia Senior Center's Nostalgia Craft & Gift Shoppe. They have requested more of these fabric bowl holders, a popular seller. Contact Corinne Remeika about this opportunity.

You can also make these for our marketplace table at the upcoming quilt show.

Microwave Bowl Holder

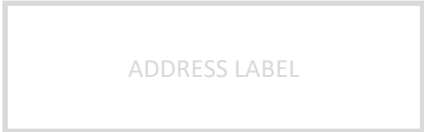
Supplies: A. Main fabric (1) 10 ½" square
B. Accent fabric (1) 10 ½" square
C. Cotton batting* (2) 10 ½" squares

1. Place Fabric A wrong side together with 1 piece of batting and stitch diagonally across in both directions, making an "X". Repeat with Fabric B.
2. Fold Unit A in half, batting side out. Measure 1" up from the fold on each side and mark. Measure 3" in from each bottom corner and mark. Draw a straight line to connect the two marks. Stitch along these lines to create a dart. Trim ¼" from the stitched lines. Repeat for Unit B.
3. Fold each unit in half in the other direction, with batting still out, and repeat Step 2 for Unit A and Unit B. This will create darts on the other side.
4. Place Unit A and Unit B together, with fabric facing each other, matching the darts. Pin. Sew around the perimeter using ¼" seam, but be sure to leave about a 3" opening for turning. Backstitch or lock your stitches at either side of the opening.
5. Before turning, clip corners, trim seams, and clip seams on either side of the darts. Don't trim the seam where the opening is located.
6. Turn the bowl right-side out. Press. Topstitch perimeter of bowl near the edge, being sure the opening is sewn closed. Topstitch the base to secure the layers, stitching from dart to dart in a square.

***Do NOT use Insul-Bright, just use regular cotton batting. Insul-Bright will catch your fabric on fire in the microwave!**




Booneslick Trail Quilters' Guild
P.O. Box 542
Columbia, MO 65205-0542



VISIT OUR WEBSITE

[HTTP://BTQG.MISSOURI.ORG](http://BTQG.MISSOURI.ORG)



NEXT Day Chapter Meeting is via ZOOM
1:00pm
Monday — July 5



NEXT Starlight Piecemakers Chapter Meeting via ZOOM
7:00pm
Thursday — July 1

July 1 and July 5 will be the last ZOOM chapter meetings!

