

Booneslick Trail Quilters' Guild



Quilt-A-Gram



Margaret E. Muegenburg, Editor




Starlight Piecemakers' Chapter Meeting

Thursday, August 6 . 2015

Doors open at 6:00 PM

Program begins at 7:00 PM



Day Chapter Meeting

Monday, August 3, 2015

Sit and Sew 9:00 AM

Meeting and Program at 1:00 PM

The Mod Squad and Your Journey to the Modern Side of Quilting

Kate, Wendy and Millie (from **Appletree Quilting Center**) will be your "Mod Squad" to lead you down the quilting path to the latest, hottest and trendiest styles of today's quilting options.



The Modern style of quilting is revamping the traditional style with trendy colors and a shift in design. They don't want to replace traditional styles but give it a new look and layout. The designs are simplified, making the fabric do more work. Update sampler blocks and create more negative space for fabulous quilting designs. Join us for a fun journey through the modern world of popular new designers including: Tula Pink, Alison Glass, Lizzy House, Charley Harper, and the Cotton & Steele designers – Alexia Abegg, Sarah Watts, Melody Miller, Kim Kight, and Rashida Coleman-Hale. A trunk show and a slide show will guide you through this latest trend. Appletree will bring a huge assortment of these new fabric collections plus many of the new books and patterns for some fun shopping after the meeting.

A beautiful new wood cutting table made in Cheyenne, WY by **Unique Sewing Furniture** to use that night for their presentation and illustrating cutting fabrics will be shared. Appletree is donating this lovely cutting table to the **Booneslick Trail Quilters' Guild** to raffle off to attendees. This fabulous multi-



purpose work station will be a great addition to any sewing room for it provides a huge 36" x 60" work surface when fully open. One pass-thru drawer makes sure you're never on the wrong side of the table. The regular price of this cutting table is \$1798, but it could be yours for the mere price of a raffle ticket. But you must attend for your chance to win this prize. Hope to see you all then.




Dawn Heese
Starlight Chapter President

Trunk Show with Pat Hilderbrand

Pat Hilderbrand will present a trunk show of her work. Pat has recently exhibited at the Midwest SAQA (Studio Art Quilt Associates) in Kansas City in June 2015. In addition her work has been selected for other juried exhibits including the "WICKED" exhibition that was featured at the AQS show in Paducah 2015. Pat Hilderbrand taught in the Interior Design program at MU for 32 years before retiring in 2000. Soon after that she joined the Booneslick Trail Quilters' Guild and started her new beginning as a quilter. She's made a few bed quilts and several for babies but now considers herself an art quilter. Because of her background she enjoys designing quilts as much as making them. Along with quilts she will also bring her collection of holiday cards designed and made for each year since she retired.



Bettina Havig
Day Chapter Program Chair



Beginning at the August Day Chapter meetings there will be a selection of fat quarters for sale. The proceeds will be used to offset the rental for the

morning use of the church. Cost per fat quarter is \$2, correct change will be greatly appreciated.



Quilt-A-Gram

Published monthly by Booneslick Trail Quilters' Guild, a not-for-profit organization, established in 1978, and dedicated to educating its members and the community in the art and appreciation of quilt making.

2015-2016 BTQG Board of Directors

Elected Officers:

CEO	Mindy Smith	573-864-3936 (C)
Vice CEO	Mavis Mitzel	573-445-2259 (H)
Secretary	Janet Sapp	573-652-4145 (H)
Treasurer	Carrol Lewis	573-657-4532 (H)
Day Chapter President	Carol Tummons	573-445-9174 (H)
Starlight Chapter President	Dawn Heese	573-228-8248
Past CEO	Martha Eberhard	573-356-0311 (C)

Appointed Chairs:

Day Chapter Program Chair	Bettina Havig	573-819-1774 (C)
Starlight Program Chair	Denise Felt	573-642-7175
Librarian	Louise Bequette Sandy Womack	660-651-0114 (C) 573-808-5007 (C)
Historian	Merril Winfield	573-446-8676 (H)
Service Project	(Program being reviewed/updated)	
Newsletter	Margaret Muegenburg	573-234-7313 (H)
Membership Roster	Sharon Lawler	573-696-0102 (H)
Webmaster	Barb Nixon	573-239-1039 (C)
Membership	Joyce Campbell	918-521-1534 (C)
Hospitality	(Position will not be filled)	
Retreat	Anna Mary Hughes Sandy Womack	660-676-6745 (C) 573-808-5007 (C)
Quilt Show	Mindy Smith Donna Puleo	573-864-3936 (C) 573-808-6079 (C)

BTQG Board July Motions

1. The cost for the Marti Michell workshop be adjusted from \$60 to \$50 per workshop. Motion passed.
2. BTQG will pay \$25 to rent a table at the Senior Center Holiday Helper Craft Bizarre on October 24, 2015 and sell left over Christmas items from the Market Place. Motion passed.
3. Appropriate \$200 from each Chapter's budget to purchase a digital projector. Motion passed.

TREASURER'S REPORT

Submitted by
Maria DeLamatre
As of June 30, 2015

Checking Acct. Balance	\$13,652.60
Money Market Account	1,033.93
CDs (2)	10,857.75
Total Combine Balance	\$25,544.28
Number of Members 6/30/15	163
Fiscal Year Beginning Balance	\$ 8,955.19
FYTD Income	28,527.16
FYTD Expenses	23,829.75
Checking Acct Bal As of 5/31/15	\$13,652.60

New Members

JoAnn Bryan
5001 Covington Court
Columbia MO 65203
573 443-5220
ourdailybread@centurytel.com

Roslyn Dial
1307 Lexington Street
Mexico MO 65265
573 581-1667
Johndi@att.net
April 20

Barbara Sanders
1307 Fox Run Drive
Columbia MO 65202
816-263-1606
bls1951col@gmail.com

Carol Stroll
8005 S. Barry Road
Columbia MO 65201
314-952-6308
stoll79@gmail.com
August 26

Paula Stogsdill
5522 E. Clearview Drive
Columbia MO 65202
573-239-9996
pstogdill@hotmail.com

Newsletter deadline is the Wednesday after the Executive Board Meeting at 5:00 pm, of each month.
E-mail items to: magglemueg@aol.com or 573-234-7313

August 2015



Sun	Mon	Tues	Wed	Thur	Fr	Sat
						1
						Registration for Marti Michell Workshop Opens
2	3	4	5	6	7	8
	Day Chapter meeting 8:30 Doors Open 9:00 Sit & Sew 1:00 Chapter Meeting Fairview Methodist Church			Starlight Chapter Meeting 6:00 PM Doors Open 7:00 PM Chapter Fairview Methodist Church		
9	10	11	12	13	14	15
	6:00 pm Board of Directors Meeting Remax Boone Realty 33 East Broadway		1:00-3:00 Small Wonders DBRL *** 5:00 PM Newsletter Deadline maggiemueg@aol.com	9:30-11:30 Sassy Stitchers DBRL		10:00 am—4:00 pm UFO Senior Cen- ter
16	17	18	19	20	21	22
	1:00 PM EZ2B Stitchers At Quilt 4U	Bonne Femme Book Group will not meet in August. 6:30-8:30 PM Modern Quilt DBRL – Room B				
23	24	25	26	27	28	29
		1:00 – 3:00 Sit & Sew Kay Shoner,s Community Room 3850 Bethel		Redwork Call Mryna Powers for location & time		
30	31					

Contacts: Day chapter, Carol Tummons, 573-445-9174/ Starlight chapter, Dawn Heese, 228-8248/ Board of Directors, Mindy Smith, 573-864-3936/ Newsletter, Margaret Muegenburg, 573-234-7313/ Bonne Femme book group, Bettina Havig, 449-1602/ Small Wonders, Karon Huggler, 443-7410/ Sassy Stitchers, Donna Burris, 474-4338/ Basic Quilting, Corinne Remeika, 449-7574/ EZ2B Stitchers, Merril Winfield, 446-8676/ Modern Quilt, Judi Kirkpatrick, 660-734-0358/ English Paper Piecing, Joan Westcott, 874-8160 / Mystery Quilt, Bettina Havig, 449-1602/Redwork, Myrna Powers, 445-0766
OR check directory for email addresses. * Indicates a closed group.

Notes from CEO-Mindy Smith



BTQG July Board Meeting

Our July Board meeting was a great start by a marvelous Board....you are well represented this year, BTQG members! As I listened to each Board member, it was obvious that they are committed to the members of this guild, they enjoy their role in the leadership of the guild, and they each have goals in place for the year. A very strong and caring group sat around the table and began their planning together for this guild we all love. As a Board unit, we each made a personal decision to be a cohesive Board that supports each other and to work very hard to find agreement between us to make the best decisions we can that will continue to strengthen BTQG.

Member Communication

Since the "strength" of BTQG is all of us (the members), our first priority as a Board is to reinforce our communications to provide a voice for every member. We cannot make our best decisions without your input; so, we not only want to continue enhancing methods to get information out to our members, we want to provide a mechanism for the membership at large to be heard and to get information to the appropriate Board representative. To accomplish that we made the decision to refresh a system that is already in place--our Committees. Each Chair will have at least 4 (more if needed) Committee members to collaborate on planning ideas, issues, programs, etc., within their committee. You will now be hearing from them more often in our BTQG Quilt-A-Grams, Facebook posts, personal contact with you, chapter announcements, etc., to get your opinions/input.

The beauty of this system is that the reverse works as well.....if you have a great idea, or an opinion, concern, or if you are curious and would like more information about something, contact the Committee Chair or any of the Committee members related to your topic. If it is an issue that is will require discussion at Board, the Committee will work with you to gather the needed information and, thus, be prepared to present to the Board.

We are very excited about this and encourage you to try it out!

BTQG Culture

As many of you are, I am unashamedly an emotional quilter. I have told you many, many times.....the quilts are beautiful and I love seeing each and every one of them.....but those beautiful quilts are an outcome of you, the quilter. So, when you factor it down, you, the quilters, are the fascination in the art of the quilts and the love of my heartthe beautiful blanket is a reminder of you, the quilter. For me, that is my BTQG. We are people who understand that "we must make quilts;" but somewhere along that path, we have to eventually come to the realization that we "must be with other quilters," and we "must give of ourselves in our quilting." That is who we are, my little darling BTQG members. I would just love to hear from you about your BTQG.....**send me a note and tell me about you and your BTQG.**

Giving – Service Projects

I made an announcement at each of the chapter meetings about our Giving-Service Projects. We are reviewing that program in an effort to refresh it and make it more comprehensive and meaningful. The Service Projects are important to us...it is our "tithing," so to speak and our "heartfulness" into our community needs. (Find Joyce Campbell's(Chair, Membership) article in this newsletter about her chance meeting with the Chaplain at Boone Hospital Hospice. She will tell you about a beautiful opportunity we have to help their hospice patients.) **I want to gather a group of at least 5 of you to participate on a Giving Program Review Committee** to refresh and strengthen our service projects. Rachel White has graciously agreed to help, at least 4 more of you are needed. Please contact me and let me know you will participate with Rachel and me.....mindy@missouri.edu....or call me 573-864-3936 or 573-874-1308.



UFO DAY August 15

9:00 a.m. - 4:00 p.m.

Senior activity Center

1171 Business Loop 70 E

\$3.00 - Brown Bag lunch

Vending machine available

All members welcome.

Bring your sewing machine and make progress on your current project.

Stay all day or just a while.

It's a mystery!

The new mystery quilt will start in September. Participants will use only two fabrics, any color or scale but fabrics need to have high contrast between the two. Simple pieced, rotary cut units will be the order of the day. Yardage requirements and instructions will be provided for two sizes of finished quilt. The mystery quilt called "Twisting Stars" designed by Bettina Havig will be available in September via email or snail mail (snail mail participants need to pay postage and printing costs of \$3). The mystery will be revealed in five installments skipping December. The real mystery is how many finished tops we can see at show and tell in March.



Sign on by emailing or calling Bettina; bettinaqc@socket.net or phone 573-449-1602.

BTQG Quilt Show 2016

NOW.....let's talk quilt show 2016! It is scheduled for the first week end in October—October 1-2, 2016 at Stoney Creek Inn. Donna Puleo is working on marketing/advertising right now and she is finding great opportunities for us. We have a lighting specialist who will be working with Stoney Creek to set up a special lighting system for our show this time. Now we need to get the quilt show committee in place. Lorna Miller, has volunteered to coordinate the vendors for the show, Sassy Stitchers is working on a raffle quilt, and Martha Eberhard will publish the program.....others of you have expressed interest but now we need your commitments for the following.....1. Quilts Registration; 2. Volunteers; 3. Layout; 4. Set up/take down; 5. Silent Auction; 6. Props; 7. Market Place; and 8. Raffle Quilt. Donna and I are hoping to have you all ready to go by the end of July. So contact us as soon as possible.....

donnapuleo711@gmail.com ; mindy@missouri.edu

The quilt show is an extremely important event for BTQG. It is certainly a fundraising event for us, but it is also a very effective tool to find new and renewing members. It allows us the perfect opportunity to introduce ourselves to those quilters in our community who need to be with us in our BTQG and encourage them to join us. It is also a perfect opportunity to establish us as a part of the community by showcasing our giving in service projects. AND, my favorite part, it is the opportunity to show you and your quilts off to the world by marketing the show out to non-quilters, collectors, and inheritors and inspiring them to attend and see your quilts and learn a new appreciation for this beautiful art. So, send Donna and I a note and be a part of this BEAUTIFUL THING—OUR 2016 QUILT SHOW!






**606 North Ash Street
Stover, MO 65078**

**For Free Brochure
1-800-521-4171 • 573-377-2303
stoverqualityquilting@yahoo.com
stoverquilting.com**

Beautiful Machine Quilting

includes
All Over Patterns, Outline, In The Ditch, Marked & Stamped Patterns, Custom, Heirloom and Combinations. All Hand-Guided--Strictly Artistic Skill.

100% Cotton Fabrics, Battings, Patterns, Kits All Available at Our Shop Watch the Ladies Quilt


CELEBRATING 70 YEARS OF BEAUTIFUL MACHINE QUILTING FOR PEOPLE JUST LIKE YOU



CELEBRATING 70 YEARS OF BEAUTIFUL MACHINE QUILTING FOR PEOPLE JUST LIKE YOU



Chapter Presidents Messages



Hello Fellow Quilters,

It looks like summer has finally arrived with a vengeance. What a great reason to stay inside and sew!

I am happy to say that I collected a full sheet of volunteers to ride share. I will be coordinating the names with those who need rides and getting in touch with folks soon. You don't know how much it means to those who couldn't come to the meetings otherwise. I will keep the list and through the year be updating as the need arises. Thanks to you all!

We are working on some great programs for you all and will share more soon. Right now I want to tell you a bit about the August program. Are you a modern quilter? Do you like modern quilts? Millie Kaiser and her Appletree Team have a fantastic program on modern quilts, quilters and the fabrics that make them. If you are a modern quilter or admirer of modern quilts, you won't want to miss this program. If you don't think you are a modern quilter or don't care for modern quilts, it is even more important that you don't miss this program. You often get the most out of the programs that are out of your box. A different perspective can really spark your creativity even if you don't think it's for you. Look further in the newsletter and read more about this great program and I hope to see you all August 6!

Dawn Heese
President, Starlight Chapter

You won't want to miss any chapter meetings this year. You never know what you will see or learn. In July we saw Anna Mary's parents swim suits. You learned you should dress in layers for Day Chapter because I'm going to set the thermostat the way I want it not the way you want it. (That should insure we have lots of volunteers for president next year.)

By the way, since we don't have a hospitality chairperson, if you want any hospitality you'll have to bring your own! Feel free to bring your breakfast, brunch, and/or lunch and beverage. We may use the church's refrigerator and sink. Please don't use their microwave, range, oven or any of their supplies. If you do, we have to pay extra. Always leave the church kitchen cleaner than you found it. Just because we say it's a "brown bag" lunch doesn't mean you have to transfer food from a fast food sack to a plain brown bag! There will be round tables set up for you dining enjoyment.

Another thing—just because we call the morning session "Sit 'n Sew" doesn't mean you have to sit or sew.

Mornings are a fabulous time to explore the guild library. The guild has over 1,000 titles ready for members to check out. Actually, we'd love to have you check out lots of books so we'll have more room in the cabinets.

I have a favorite Pat Hilderbrand original. Wonder if I'll have a new favorite after her program Aug. 3? See you all Aug. 3. Bring a friend! It's gonna be fun.

Carol I. Tummons
President, Day Chapter President

There's more to your library

Books you might consider reading!


There are some wonderful titles in the BTQG Library. For starters, look at these titles:

Bobbie Aug *Charm Quilts with Style*.
Jinnie Beyer: *Patchwork Patterns*.
Barbara Brackman: *Quilts from the Civil War*.
Kathy Delaney: *Heartland Applique*.
John Flynn: *Feathered Sun; Step by Step*.
Marianne Fons: *Quilter's Complete Guide*

The common thread for these titles: the authors have been to our guild.

We have a lists sorted by author, title and subjects for you to use.

Louise Bequette, Librarian





Bonne Femme Book Group

The August title is **CLAY'S QUILT**, by Silas House. As always, the group is open to all guild members. We will not meet in August 18 but will go back to our regular meeting dates in September. As always, all members of BTQG are welcome. For additional information call or email Bettina Havig, 573-449-1602 or bettinaqc@socket.net. The Bonne Femme book group meets the third Tuesday of each month. Future title suggestions are welcome.

Future titles are:

September: **THE LOST QUILTER**, Jennifer Chiaverini,
October: **THREE SISTERS**, Sandra Dallas.



Registration Form for Marti Michell workshops:

Name: _____

Address: _____ Preferred Phone: _____

City, state and zip: _____ email: _____

Photos of the workshop samples have been posted on the guild website: <http://btqg.missouri.org>

Registration opens August 1, 2015. Please send a separate check for each workshop (one envelope is fine). The workshop descriptions supply lists are in this newsletter and on the guild website. Note that yardage requirements are minimal. Confirmation of your registration will be sent beginning August 10. See workshop policies in the membership handbook, pg 26-27. There are **NO** special rulers or template purchases required. Marti brings all the necessary tools for participants to borrow for the workshop. You may purchase them only if you wish to do so.

Make check(s) payable to Booneslick Trail Quilters Guild or BTQG**Mail registration form along with your check(s) to Bettina Havig, 1108 Sunset Lane, Columbia, MO 65203**

_____ \$50 Pineapple Smoothie, Oct 9, 2015, Rock Bridge Hy-Vee, 8:30-3:30.

Check Number _____


Check one: _____ first choice _____ second choice

_____ \$50 Seven Sisters, Oct. 10, 2015, Columbia Area Senior Center,
1121 Business 70 East, Columbia, MO,

Check Number: _____

Check one: _____ first choice _____ second choice

A note about the Marti Michell workshops: Marti supplies loaner tools so no extra expense is incurred. Fabric requirements are minimal; most of us will find what is needed in our stash. If these workshops were taken at a conference the cost would be 50% higher not including travel expenses to the conference or show.




P.O. Box 542
Columbia, MO 65205-



"Like a welcome summer rain, humor
may suddenly cleanse and cool the earth,
the air and you." - Langston Hughes



- Nancy Antonio Aug 3
- Karon Huggler Aug 4
- Shirley Beckett Aug 5
- Connie Gresham Aug 19
- Anna Mary Hughes Aug 20
- Alicia Parker Aug 22
- Kay Shoner Aug 23
- Bonita Lenger Aug 24
- Nancy Gentzsch Aug 25
- Carol Stoll Aug 26



Day Chapter Meeting
Monday, August 3, 2015
Sit and Sew 9:00 am
Trunk Show with Pat Hilderbrand
Meeting and Program at 1:00 PM



Starlight Piecemaker's
Chapter Meeting
Thursday, August 6, 2015
Appletree Quilting-Journey to
the Modern Side of Quilting
Doors open at 6:00 PM
Program begins at 7:00 PM



Remember Show and Tell



BTQG is on the Web
[HTTP://BTQG.MISSOURI.ORG](http://BTQG.MISSOURI.ORG)



Our Meeting Place
Fairview United Methodist Church
3200 Chapel Hill Road
Columbia, MO 65203

Marti Michell's Workshops

Pineapple Smoothie and Seven Sisters

Oct 9, 2015 Pineapple Smoothie OR How to Cut and Sew Pineapple Quilts



Workshop will be held at the club room at the Rock Bridge Hy-Vee, 8:30-3:30.

Pineapple quilts are among the most prized quilts to own. They are relatively rare, perhaps because until now they were relatively difficult to make. The From Marti Michell Pineapple Rulers make it easy to accurately cut actual size pieces. Sew them with an accurate $\frac{1}{4}$ " seam allowance and soon you will be the proud owner of a prized pineapple quilt.

If you ever made or tried to make a pineapple block, forget everything. This experience will be different. There is no paper to tear away, no foundations to mark, no trueing up and cutting off lots of excess fabric every four strips. There is virtually no waste!

In class, we will cut and make one to three Pineapple blocks using a 3-fabric color scheme — a light fabric, a dark fabric and an accent fabric for the block center and corners.

Supplies Needed:

Sewing Machine with a $\frac{1}{4}$ " foot (*Your class experience will be enhanced by being confident in your ability to sew a $\frac{1}{4}$ " seam on the machine you bring to class.*)

Rotary Cutter with a good blade

Rotary cutter mat at least 12" x 18"

Regular acrylic ruler at least 3" x 18"

Personal favorite sewing accessories (seam ripper, little scissors, etc.)

Fabric as described below and thread

Marti will provide Pineapple Rulers for use in class.

Three Fabrics for Class:

The fabrics listed at the start of each line are enough to cut 6 blocks with either size finished strip. We plan to do 1 - 3 blocks in class, enough for a table runner, approximately 16 $\frac{1}{2}$ " x 41 $\frac{1}{2}$ ".

DO NOT bring Jelly Rolls or similar pre-cuts.

5/8 yard of dark fabric that goes toward block corners

$\frac{1}{2}$ yard of light fabric going toward block sides and for center triangles

Fat quarter of accent fabric for center square and block corners

Oct. 10, 2015 Seven Sisters Simplified – No Set-in Seams!



Workshop will be held at the Columbia Senior Center, 8:30-3:30

The traditional Seven Sisters is a well-loved, but seldom made, quilt pattern. That should change with this simplified version that has completely eliminated set-in seams. Instead of being entirely made with 60 diamonds and dot-to-dot seams, it is all straight line, edge to edge sewing. The class will include setting the quilt blocks together and a pair of bonus blocks that use similar techniques.

Materials List:

Sewing machine – with quarter-inch foot if you have one

Basic sewing supplies

Rotary cutter, mat (at least 12"x18") and ruler (at least 3" x 18")

A small mat or rotating mat, if you own one (don't buy one special)

Template Set H and 60° equilateral triangle ruler provided for class use


Fabric:

The minimal amount of fabric is two fat quarters, one background and one for 1 Seven Sisters block. The block looks great in reproductions prints, both 19th century and 1930s. The classic blue and white is always a good choice. Bring several combinations if you want to decide in class. (In an all day class some people might make 2 blocks.) **Bonus:** no bending, no bulk finishing demo.



Redwork Embroidery Interest Group

In the late 1870s a new embroidery thread color was introduced called Turkey Red. The thread was colorfast and inexpensive and generated a form of embroidery that only required simply designs and the outline stitch. BTQG's Redwork Embroidery Interest Group meets on the fourth Thursday of the month from 9:00 am until noon. The members are experienced in this art and would enjoy sharing the hands-on technique still popular today in quilt construction. The group meets at individual members' home and would look forward to introducing redwork and themselves. Call Myrna Powers at 573 445-0766 to find out more details and the location of their gatherings. The designs and techniques will bring a new look to your quilt making!!!




EZ2B Stitches Interest Group

Sewing by hand has been the bedrock of quilting since its inception. The EZ2B Stitches Interest Group carries on that tradition with a third Monday monthly gathering at the Quilt 4 U Shop. Merrill Winfield serves as the hostess to welcome all who are fond of doing handwork whether it be a quilt, sewing pieces together to make a block, embroidery or any type of stitching, and the most important portion of the time together to just enjoy each others company doing one of those traditions handed down from generation to generation. Also if you are just hankering to be like-minded ladies, there is always space for you with the EZ2B Stitches.



Lap Quilt Service Project

Chaplain Ken Greimann of Boone Hospital Hospice has contacted BTQG about lap quilts for patients in the Hospice facility. We are planning to include this in our new service project plans.



In the meantime, I plan to meet with him early the week of August 20.

We need a liaison to work with him. If you are interested in acting as the liaison, please contact me. They would be most appreciative of anything we could do for them.

Joyce Campbell
Chair, Membership Committee

One Way that You Can Show Support for Our Local Veterans

A Quilts of Valor (QOV) group meets monthly at Satin Stitches to make quilts that are presented to local veterans who have been touched by war. These veterans served in any branch of the military and now live in Columbia or one of the surrounding communities. You can help honor our local veterans by donating quilt blocks, donating fabric for quilts, donating a completed quilt top (between 50" to 72" wide and 65" to 80" long), machine quilting a QOV quilt or binding a QOV quilt. Any size block of any pattern would be appreciated by the QOV group. All fabric must be 100% cotton, quilt shop quality fabric, and of prints suitable for men or suitable for women.

If you are interested in making a few (or allot) of blocks for Quilts of Valor, pick up a set of block directions at August's chapter meetings. We will have pattern directions for a simple 12-inch block and for an intermediate skill level 12-inch block. Contact persons for the Quilts of Valor group that meets at Satin Stitches are Sharon Lawler, Lynn Hill, and Elaine Keely. Chairperson of the QOV group that meets at Satin Stitches is Jan Martin. This group is a branch of the National Quilts of Valor Foundation, <http://www.qovf.org/>. Because the local group is a 501 (c)(3) tax-exempt organization, your fabric or monetary donations could be tax deductible.

Submitted by Sharon Lawler