

Booneslick Star

QUILT-A-GRAM

Booneslick Trail Quilters' Guild

<http://btqg.missouri.org>

October, 2009

Member of Heartland Quilt Network

Vol. 32, Issue 4

October Programs

Starlight Piecemakers

October 1, 7:00 p.m.

The October meeting has been planned to make a combined effort for our service project.

Joan Pottinger and Cecile Mazan, the chairmen, have planned the evening for optimum output. Please plan to spend the evening with fellow members to advance the goals of our service project. Bring a sack dinner and get an early start. The building will be open by 6 p.m. We will take a brief timeout for the regular meeting and show and tell.

Items needed for Service Project Work Night for October:

Bring any or all of the following:

- Sewing machine (don't forget the power cord), scissors and neutral thread, seam ripper (of course, for your neighbor to borrow)
- Iron with ironing pad or small board
- Rotary cutter and cutting board and your favorite 6"x12" ruler
- 15" square ruler if you have one.
- Muslin scraps big enough to cut 15" squares
- 2 ½ inch strips/strip scraps

We will be working in pairs or small groups to assemble as many blocks and quilt tops as possible using a 15 inch square muslin base and 2 ½" strips of fabric. It will take 16 blocks to make a top. We have a supply of strips and muslin foundations pre-cut and ready to go, we will cut more as the evening progresses and as needed.

You may want to coordinate with a partner, with one bringing her machine, the other bringing the iron, or bring some of the tools and team up with someone at the meeting. This is a great opportunity to get acquainted with other members while sharing the work.

Alice and Bettina

Day Chapter

October 5th, 1:00 p.m.

Caroline Searls –“Scrap Quilts are Happy Quilts”

Caroline Searls, a native of Atwood, Kansas, has been a quilt teacher, lecturer, appraiser and judge for 40 years. As a charter member and past president of Kansas Quilter's Organization and a past officer of National Quilter's Association, she has judged at state fairs in Oklahoma, Kansas, Nebraska, Colorado and Missouri. Her commissioned work hangs at the Kansas Masonic Home Chapel, Wichita and Developmental Services in Hays, Kansas, and the Good Samaritan Center in Atwood among other locations. Caroline will present lots and lots of ways to use up some of the scraps in your ever growing collection. When it comes to these quilts, more is better!

The church will open at 9 a.m. for sit and sew.

Cindy & Brenda

From the CEO...

These cooler days make me look for more quilts to finish. Is this going to be a 3 or 4 quilt winter?

I appreciate all the work that has been going on to prepare for the garage sale. So many of you have been very busy helping the guild by gathering items and making sure that other guild members could get them to 4107 White Tiger Lane. You've got to check this sale out. I think they will have at least 25 to 30 tables full of gems. As Jan says it is going to be like Christmas as we open the boxes to put things out.

The Barebones Retreat has room for a few more quilters. Check with Brenda Austin. It's amazing how much can be accomplished when you don't have to fix meals or drive someone somewhere! The Winter Retreat is set for February and has only 4 openings. Linda Sappington will then make a backup list. It's going to be "Sweet".

Special thanks also to last year's vice CEO, Ann Rennier and this year's Dawn Heese for coordinating our special program and workshop with Carrie Nelson. I am hearing a lot of different ways these blocks are going to be used. It's good when we use our workshops for a springboard for quilting growth. Stay tuned for some interesting Show and Tells.

Next Starlight Piecemakers meeting will be a time to work together for our Service Projects. These Comfort quilts do provide a chance for us to show our community that we care about the people who are facing challenges at this point in their lives. So come out to have some fun and fellowship. Check Joan Pottinger's note of what to bring. Our evening group will be an evening retreat to do what we love - Quilt!

The Day Group will be welcoming Caroline Searles who will be sharing family quilts.

There will also be a chance to sign up for new interest groups. Thank you for your patience with the young presenters. I guess many don't understand the dynamics of quilting. That's why our quilt show is so important as an educational opportunity.

See you at the Garage Sale!!!

Nancy Antonio

Booneslick Trail Quilters' Guild Treasurer's Report July through August 2009

	Jul - Aug 09
Ordinary Income/Expense	
Income	
40000 · Membership Dues	6,240.00
41200 · Program Income	4,285.00
41500 · Fundraising Income	189.00
47400 · Direct Public Support	
47450 · Cash Contributions	55.00
Total 47400 · Direct Public Support	55.00
Total Income	10,769.00
Expense	
61200 · Program Expense	
61240 · Lectures / Workshops	1,574.30
61250 · Travel and Lodging	790.21
61260 · Materials and Supplies	446.31
Total 61200 · Program Expense	2,810.82
61500 · Fundraising Expense	1,581.78
62800 · Facilities and Equipment	
62820 · Rent and set up	800.00
Total 62800 · Facilities and Equipment	800.00
65000 · Operations	
65010 · Books, Subscriptions	151.43
65020 · Postage, Mailing Service	176.00
65030 · Printing and Copying	832.40
65040 · Supplies	178.00
Total 65000 · Operations	1,337.83
68100 · Contract Services	
68140 · Legal Fees (State registration)	10.00
68170 · Membership Dues (Heartland)	20.00
Total 68100 · Contract Services	30.00
Total Expense	6,560.41
Net Ordinary Income	4,208.59
Net Income	4,208.59

Checking balance	8,673.14
Money Link	1,032.54
Certificates of deposit	10,602.45
Total	\$20,308.13

Paid members as of 8/31/2009 208

Silent Auction Just wanted to remind our special interest groups and individuals to be thinking about items for the Silent Auction at the 2010 BTQG quilt show. Christmas items are hot ticket items around that time so now is the time to start working on those. Besides, working on Christmas items might help keep you cool on those hot summer days that are facing us this summer. If you want to discuss your ideas for items or you have questions, **Brenda Austin** is coordinating our Silent Auction for the 2010 show. You can contact her at 573-657-2332 or austinb@missouri.edu.

QUILT EXPRESSION 2010 - QUILT CHALLENGE

Say It With A Quilt

Quilts have always expressed people's creativity. Sometimes they have expressed deeper thoughts too. A battle being fought – Temperance, wars, peace, celebration of the year 2000 (Could it really have been 10 years ago?), battles against disease, a celebration of life's events, and loving tributes.

Quilt Challenges are to tempt you to step beyond your usual quilt expectations or choices. To fit our theme of Quilt Expressions, the major component of this year's quilt challenge is to use words! A line of poetry, a humorous expression that brings a smile, some goal or aspiration you want to share.

A traditional quilter might make a quilt with Ohio Stars to remember her birthplace. Around the border she might embroider her hometown or lines from "Beautiful Ohio" or "The Missouri Waltz" or perhaps she might just write a message in her quilting. That message is only for the quick of eye.

Another quilter might focus on a word, or a person and appliqué what they wanted to express. There are so many ways to combine quilting and words.

Here are the rules; but they are only very general, so that your creative spirit can fly:

Challenge Rules

1. **The overall size of your finished piece must be a minimum of 12 inches (12" x 12") square.**
2. **There is no limit to the maximum overall size of the finished piece.**
3. **The challenge piece must have at least 5 English words anywhere within the piece.**
4. **Some of the fabric supplied must be used in the quilt. It may be dyed or tinted or otherwise altered.**
5. **Any and all embellishments are OK – beads, buttons, feathers, thread painting, painting, and photos or other stuff!**
6. **You may enter as many times as you wish.**
7. **Larger quilts must have a 4-inch sleeve on the back at the top. Smaller pieces must have a way to hang on fabric background.**
8. **It must include a label. You may also include a write up to explain your inspiration.**

We have a limited amount of fabric so make your decision early. Completion date is Oct 1, 2010.

Please contact Nancy Antonio to get more information or to ask questions or to pick up fabric.

Home phone 573-445-6604 or cell 573-823-9579

TIPS AND TRICKS by Jan Haralson

If you have ever used glue sticks to hold fabrics for sewing I think you will like the tool I have to tell you about. This clever notion, The Sewline Glue Pen was specially developed to hold fabric pieces together. The colored blue and bright yellow can be easily seen and then it dries clear after a few minutes. It is water soluble and safe for most fabrics. It comes in a pen that after using you can replace cap to avoid the glue stick drying out.

You can buy refills and so you can reuse the pen. It saves from having to throw away the cartridge. The cost is usually about seven dollars with the refills about three dollars. I purchased this at one of our local quilt shops.

The other item that might help you is the Glad Press and Seal that you can buy at the grocery store. You can use this to embroider words or designs on your quilt or quilt blocks. Draw on the Press and Seal, stick to quilt and embroider. Tear away when done. Does not leave any residue and you have no marks on your quilt. Be sure and try this before pulling away as it might tear your stitches because the seal is very tight in some material.

BTQG Membership Handbook Updates

Barbara Nichols
e-mail address correction
gbnichols@centurytel.net

New Members:

Barb Hawley 5/20
3601 Woodland Drive
Columbia, MO 65202
573-474-3769(H)
hawl5@aol.com

Kathleen Stroupe 9/17
459 Co. Rd. 217
Armstrong, MO 65230
660-248-3200(H)
kstroupe@sbcglobal.net

Cathy Thomas 6/12
5108 W. Louisville Ct.
Columbia, MO 65203
573-864-8166(C)
cathy.newman.thomas@gmail.com

Late Renewals:

Jeanne Meyer 11/23
701 N. HWY UU
Columbia, MO 65203
573-445-2351(H)
djmeyer55@centurytel.net

Linda Sandlin 3/16
5900 Redwing Dr.
Columbia, MO 65202
573-814-1629(H)
lsandlin@centurytel.net

Karin Snyder 4/7
2400 Ridgemont
Columbia, MO 65203
573-447-1444(H)

Judy Wood 5/15
9131 N. Phillipe
Hallsville, MO 65255
573-696-3559(H)
judwood@hotmail.com

Quilt Show Marketplace

Thanks to the members who have donated handcrafted items or materials for the Marketplace, so far. At the moment we can use **thin batting**, **Christmas fabrics** and **fall-theme fabrics**. Also, if you have leftover charm squares, strips from jellyrolls, or pieces from layer cake packs that you won't be using, bag those up for possible use in one of our projects. You may bring them to either meeting in October to the table with the Marketplace bulletin board. We also have two pieced table runners kitted and ready for quilting, which will be on our table at the October meetings. We hope to have other kits and projects for members to work on in the near future. Ideas are welcome. Make it a habit to stop by our table to see what's new and what's needed next. With your help we can have a successful sale to fund our programming.

Mona Stevenson

For Sale:

Husqvarna Viking Mega Quilter and Inspira quilting frame, \$2000. Opened but not used. Please contact Beverly Wyatt at 573-442-4968 for more information.

Katydid Designs Studio

Longarm Quilting Service
Custom Embroidery Design



With our Statler equipped Gammill we offer computer precision stitching, low cost and fast turn around.

4804 Maple Leaf Dr
Columbia MO 65201

Christy Gray - Owner/Designer
(573) 256-Katy Call anytime for more information

www.katydidonline.com

christy@stablestitches.com

Form and Function

Custom Quilting

By Tammy Bush


Please call for a booking or pricing quotes.

2900 Conestoga Ct.
Columbia, Mo 65203
573-256-8350 (h) /
573-529-1729 (c)

Zede's Sewing Studio

(573) 875-2500 | www.SewHere.com

BERNINA®



Inspiration

NEXT EXIT 



Appletree Quilting & Viking Center Guild Appreciation Discount For BTQG Members

On the day of each of the two Booneslick Trail Quilters' Guild monthly meetings, Appletree Quilting & Viking Center will offer guild members a 20% discount on non-sale fabric (1/2 yard minimum). Please present your BTQG membership card to take advantage of this offer.

LIBRARY NEWS

New in our library this month *William Morris in Appliqué* by Michele Hill. This book features an introduction to William Morris and a chronicle of Michele's journey into William Morris designs. There are six projects plus general instructions on quilting equipment, threads, fabrics, cutting, transferring patterns and fusible appliqué. There is also a section on stitches and techniques with articles on piecing and quilting both by hand and machine. Tips on finishing your quilt complete with binding instructions and adding a hanging sleeve. You will also find embroidery stitches. This book is full of helpful information for the beginner through advanced quilter.

To honor the memory of our beloved Kay Grebing we have added Kim Diehl's new book *Simple Comforts*. Kay loved scrappy quilts and this book has twelve lap quilt projects that I think she would have liked. In addition to the projects Kim has included quilt making principles on cutting, pinning, piecing, pressing and appliqué methods including bias stems and vines and preparing appliqué for stitching and doing the actual stitching. Finishing techniques for binding, adding a sleeve and a label are also included in this book.

Come see us in the library...



Judy and Willie

Day Chapter Friendship Block Winner:

Marcy Strube

1. How long have you been quilting? 12 years Sewing blocks. My husband cut the pieces. He passed away 2 1/2 years ago. So I'm needing to know how to cut accurately.
2. Is there any special thing you would like the guild members to know about you? I volunteer at the Gift Shop at Boone Hospital on Wednesday afternoons and Shepherd's Basket on Thursday afternoon, once a month.
3. Have you won competition with any of your quilts/quilt items? No.
4. Have you written a book? No.
5. Had a quilt published in a magazine? No.
6. Do you do any other craft you would like other to know about? I spin wool. I love to tole paint. Many more crafts :). Machine appliqué.
7. Are you into any sports? No.
8. Are you employed? Retired many years. Elementary School Secretary.
9. Family members and/or pets? I live with my daughter Christy Johnson and son-in-law Sonny Johnson. 10 year old schnauzer that has diabetes and is blind. A very happy family.
10. What is your choice of block/color, why did you choose this block, did you see it at a show, in a magazine or do you just like the pattern? I really like the old fashion quilts. Fons & Porter book. I have no favorite color. I like them all.

Service Project Report

Items needed for Service Project Work Night for October:

Bring any or all of the following:

- Sewing machine (don't forget the power cord), scissors and neutral thread, seam ripper (of course, for your neighbor to borrow)
- Iron with ironing pad or small board
- Rotary cutter and cutting board and your favorite 6"x12" ruler
- 15" square ruler if you have one.
- Muslin scraps big enough to cut 15" squares
- 2 ½ inch strips/strip scraps

We will be working in pairs or small groups to assemble as many blocks and quilt tops as possible using a 15 inch square muslin base and 2 ½" strips of fabric. It will take 16 blocks to make a top. We have a supply of strips and muslin foundations pre-cut and ready to go, we will cut more as the evening progresses and as needed.

Co-Chairs,

Joan Pottinger & Cecile Mazan

Garage Sale Update!

Garage Sale Update!

Wow, have we got things to sell. You all have been great about donating. We do have a last minute change. We have decided not to collect items at the Starlight meeting on October 1st. After sorting and pricing for two days (Sept. 30 and Oct. 1st) the committee feels, we should not receive additional items at the last minute. So . . . if you still have items you have several choices: 1: you can call or e-mail (Jan Oehrle - 441-9972 or joehrle@centurytel.net) for a pick up or 2: you can deliver the items to the garage sale site on one of the work days listed above. We will probably be there most of the day on each of those days.

There's more. . . as you can imagine, with all of the things we have received, we need your help in sorting, pricing and selling. Sorting and pricing will be 8:00 a.m. to ??? on both Sept. 30th and Oct. 1st. Selling will be 7:00 a.m. to 4:00 p.m. on Oct. 2nd and 3rd.

Come up when you can and stay as long as you want. Wear old clothes and comfortable shoes, bring water and a lunch (if chocolate gives you energy, bring some of that too).

Thanks again for all of your support with this giant fundraising effort and keep your fingers crossed that we make lots of money. Jano

Garage Sale Update!

Garage Sale Update!

QUILT-A-GRAM

Published monthly by Booneslick Trail Quilters' Guild, a not-for-profit organization, established in 1978, and dedicated to educating its members and the community in the art and appreciation of quilt making.

2008-2009 BTQG Executive Board

CEO /Chairman:	Nancy Antonio	573-445-6604
Vice-Chairman:	Dawn Heese	573-234-1540
Secretary:	Barbara Nichols	573-657-9595
Treasurer:	Christy Gray	573-814-2301
Publications:	Rona Duncan	573-874-1280
Quilt Show:	Carrol Lewis Dawn Heese	573-657-4532 573-234-1540
Librarian:	Willie Morris Judy Gieselman	573-445-4217 573-445-2381
Historian	Sharon Lawler	573-696-0102
Retreat Chair	Linda Sappington	573-657-9445
Service Project:	Joan Pottinger Cecile Mazan	573-443-5303 573-698-2008
Web page Editor:	Rona Duncan	573-874-1280
Day Chapter Pres:	Cindy Green	573-239-0029
Evening Chapter Pres:	Alice Leeper	573-489-1458
Past CEO:	Beth Dessem	573-256-6825

Day Chapter Board

President:	Cindy Green	573-239-0029
Vice-President:	Brenda Austin	573-657-2332
Secretary:	Sandy Moritz	573-442-3777
Membership:	Betty White Christy Gray	573-696-3776 573-814-2301
Hospitality:	The A Team	
Friendship Blocks:	Barb Nichols Sandy Moritz	573-657-9595 573-442-3777
Past President:	Dawn Heese	573-234-1540

Starlight Piecemakers Board

President:	Alice Leeper	573-489-1458
Vice-President:	Bettina Havig	573-449-1602
Secretary:	Marilyn Russell	573-874-5702
Membership:	Terri Crane Myrna Powers	573-447-3040 573-445-0766
Hospitality:	Linda Karns Pat Leistner	573-874-0288 573-446-0811
Friendship Blocks:	Tammy Bush Imgard Marsh	573-256-8350 660-395-9458
Past President:	Linda Sappington	573-657-9445

WHAT'S HAPPENING...

Sept 26-27—Country Patchwork Quilt Show, “Oh, The Places You’ll Go.” Info:
www.counrypatchworkquilters.com

Sept 26-Oct 11— Annual Heart of America Quilt Show—Crown Center, Kansas City, MO Info: <http://www.quiltguildofgkc.org/>

Oct 2-4—Bare Bones Retreat.

Oct 3—Versailles Old Tyme Apple Festival
1st Annual Juried Quilt Show
Hunter Civic Center
201 W. Jasper St.
Versailles, MO

There will also be a Miniature Quilt Silent Auction with proceeds going to benefit the Morgan Co. R11 High School Project Graduation.

To enter quilts, volunteer or donate a quilt for the Miniature Quilt Silent Auction, call Roseann Staniforth, 573-378-5256.


Oct 3-30— The Quintessential Quilt 2009 exhibit, sponsored by the Historical Society of University City, University City Public Library. Info:
qqquilt2009@gmail.com

Oct 23-24— Cottonwood Quilt Show, Threads Through Time, Elkhorn, Nebraska.

Feb 26-28, 2010—BTQG February Retreat

Nov 6-7, 2010—BTQG Quilt Show, Quilt Expressions 2010, Stony Creek Inn.

Regular meetings of the Guild are held on the first Monday of the month at 1:00 pm and the first Thursday of the month at 7:00 pm at the Fairview United Methodist Church, 3200 Chapel Hill Rd., Columbia, Missouri. Annual dues are \$30 for the fiscal year of July 1 to June 30. Dues are payable on July 1st. Newsletter deadline is the Wednesday after the Executive Board Meeting at 5:00 pm, of each month. Email items to : Rona Duncan at rona_duncan@juno.com.



Booneslick Trail Quilters' Guild
P.O. Box 542
Columbia, MO 65205-0542

Starlight Piecemakers

Chapter Meeting

October 1st — 7:00 p.m.

Service Project Work Night

Day Chapter Meeting

October 5th — 1:00 p.m.

Caroline Searls –

“Scrap Quilts are Happy Quilts”

*Doors open at 9:00 a.m

OUR MEETING PLACE:

Fairview United Methodist Church
 3200 Chapel Hill Rd., Columbia, MO 65203

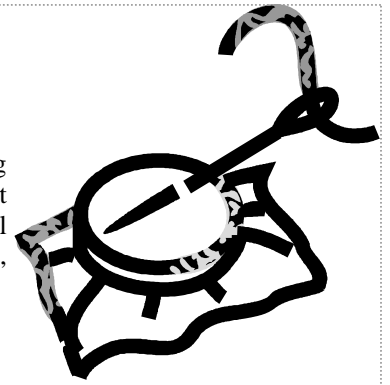


October Birthdays

Robin Heider	Oct 07
Jeannie Amos	Oct 08
Linda Sappington	Oct 09
Mona Stevenson	Oct 09
Hsiao-Mei Wiedmeyer	Oct 10
Pat Leistner	Oct 13
Jean Brueggenjohann	Oct 15
Myrna Powers	Oct 17
Laura A. Eggeman	Oct 18
Mary Petersen	Oct 19
Alice Snyder	Oct 21
Janice Haralson	Oct 22
Ruth E. Davis	Oct 26
Velma Dykstra	Oct 27
Dawn Heese	Oct 27
Mary Pilkenton	Oct 27
Sally Russell	Oct 27
Kathy Ellsworth	Oct 29
Bettina Havig	Oct 29
Jane Norman	Oct 29
Joan Pottinger	Oct 30
Diana Fischer	Oct 31

The Fine Art of Hand Quilting Workshop registration, November 7, 2009:

This is a sampler of quilting designs in a 15 inch pillow top designed to sharpen your quilting skills, achieve a smaller, more even stitch and help you develop good quilting techniques. A kit with fabric, batting, and pre-marked design will be provided. Participants will also see several marking techniques to complete the project. Class discussion will include information on battings, threads, and needles.



Supplies:

- White or off white cotton quilting thread, any brand
- Pencil and sharpener
- Quilting needles/betweens, size 8 or smaller---I use size 11
- Silver pencil and/or washable graphite pencil or other safe marking pencil
- Basting needle i.e. a long fine needle and plain white or light thread for basting
- THIMBLE (or other protective device)
- ½” or ¾” masking tape
- Quilting hoop (12” or 14” round hoop works best)

Pre registration is required. The workshop fee is \$20 and includes the kit. A firm count is needed by October 30, 2009. Maximum 20 people.

Date: November 7, 2009, Trinity Presbyterian Church, 1600 W. Rollins.

Send your registration to Bettina Havig, 1108 Sunset Lane, Columbia, MO 65203

The Fine Art of Hand Quilting Workshop registration, November 7, 2009:

Name: _____ phone _____

Email _____

Amount _____ Check number _____

October 2009

				<p>1 7:00 pm Starlight Piecemakers— Fairview Methodist Alice Leeper</p>	2	3
4	<p>5 9:00 am Church Open 1:00 pm Day Chapter— Fairview Methodist Cindy Green</p>	6	7	<p>8 9:30 am Sassy Stitchers (day appliqué) Library— Donna Burris 1:30 pm History Group Library— Bettina Havig</p>	9	10
11	<p>12 6:30 pm Exec Bd Mtg— Nancy Antonio</p>	<p>13 9:30 am Day Chapter Bd Mtg—Library— Cindy Green 6:30 pm Starlight Piecemakers Bd Mtg—ReMax Rm 130— Alice Leeper</p>	<p>14 5:00 pm Newsletter Deadline— Rona Duncan</p>	<p>15 6:30 pm Adventurers— Angie Weithman</p>	16	17
18	<p>19 12:30 pm Handmade Quilts—Linda Sandlin</p>	20	<p>21 7:00 pm 30s Group— Jane Lee</p>	<p>22 9:30 am Redwork Group— Myrna Powers</p>	23	24
25	<p>26 6:30 pm Night Applique— Library— Joan Westcott</p>	27	28	29	30	31



Registration Form
"Sweet Treats Retreat"
 24th Annual BTQG Retreat
 February 19, 20, & 21, 2010



Name: _____

Address: _____

City: _____ State: _____ Zip _____

Daytime Phone: _____ Evening Phone: _____

E-mail Address: _____

I wish to participate in Secret Sister: _____ YES _____ NO

(Be sure to complete the form if you are participating in Secret Sister.)

CLASSES: Please mark the class(es) you would like to take part in order of Preference (We will fill with 1st choices, and then fill remainder of spaces with your second choice if possible.)

_____ **Carloyn Licht– Crazy Quilt** Friday 6:30 – 9:30 pm

NOTE: Linda Faulks has generously offered to teach two lap size quilt classes using a **jelly roll**. You'll need to purchase the pattern and we encourage you to purchase your jelly rolls from her as a way of saying thanks. Examples will be available at Meetings

_____ **Specialty Quilts Linda Faulks & Donna ? Jelly Roll Classes (Pick One)**

_____ Brick a Brack \$10 (book)

_____ Wee Spin Quilt \$8 (pattern)

Both Saturday 9 am – 4 pm

**Supply list for all classes will be included in your retreat packet.*

Room Mate Request(s):

_____ **Special Requirements:** (diet, room accessibility, etc.)

Retreat Fee: (\$145.00) _____ Check Number: _____

Mail this registration form **with full payment** on/or after **September 8, 2009** to:

Susan Gilmore 1703 Smiley Lane Columbia, MO 65202

SECRET SISTER INFORMATION FORM

The Secret Sister activity is optional, but lots of fun! The idea is to pass anonymous small gifts to your Secret Sister throughout the weekend, and one big gift that will be given out Sunday morning at breakfast. The idea is not to spend a lot of money (no more than \$15.00 on the "big" gift), but to give tokens of fun and friendship. Bring your big gift wrapped, with your Secret Sister's name on the outside and yours on the inside.

Please complete the following questionnaire so your Secret Sister can use this information. You will receive your Secret Sister's information in your retreat packet.

Name: _____

Number of years quilting? _____ Favorite quilt patterns? _____

I prefer hand piecing or machine piecing? _____

Hand quilting or machine quilting? _____

Favorite colors? _____ Least favorite colors? _____

Type of fabric you enjoy or like to collect? _____

Favorite quilt shop? _____

Favorite quilt designer/author? _____

What pattern would you like to make or have? _____

Hobbies outside of quilting? _____

I like to collect: _____

Favorite's snacks: _____

Food allergies or special diet considerations? _____

Favorite holiday? _____ Favorite music? _____

What colors are in your sewing room? _____

Other guild members who know your likes & dislikes: _____

Other helpful information? _____

If you have any questions regarding this Secret Sister activity, please contact:
Susan Gilmore susanquilt@yahoo.com, Priscilla Strube pstrube@centurytel.net