

Quilt-A-Gram

B O O N E S L I C K T R A I L Q U I L T E R S G U I L D

SPECIAL POINTS OF INTEREST:

- Day Chapter Program
- Starlight Piecemakers Program
- Tile Quilt block workshop
- AQS Paducah bus trip, April 2010
- BTQG Quilt Show, November 6-7

DAY CHAPTER

Day Chapter has the church open at 9AM for sewing and talking with tables set around the room for working.

At 1 PM we will start with show and tell, then the business meeting items afterwards.

The program this month is Round Robin. Brenda has worked hard getting these ladies together for you. So

just pick a table, learn something you didn't know or review old tricks. The topics are putting a sleeve on your quilt for the quilt show by Linda Sappington, English paper piecing by Linda Sandlin, appliqué today and yesterday by the Day Appliqué Group, and that hard to do Y seam when sewing pieces together by Janet Espeleta.

One last heads up is that it is getting close to that time of the year when you have to start thinking about who is going to be your Day Chapter Board members. It might just be you!

Cindy and Brenda

Submitted by Cindy Green

INSIDE THIS ISSUE:

CEO Letter	2
Library	3
Calendar	4
Service Project	6
Table Topper Class	7
Birthdays	8
Registration Pages	11

STARLIGHT PIECEMAKERS

I think we have had enough snow so let's all look forward to March and better weather and to our March Starlight program.

Our speaker is Sarah Maxwell, owner of Homestead Hearth in Mexico. Many of us have been in the store and wondered how it all evolved. How did Sarah decide to open the store (with a partner), and how did it grow? How did she get involved with patterns and books with the KC Star? And what about the fabric lines? Of course, there are also lots of appearances in magazines.

Well.... Come to the March Starlight chapter meeting and find out all those answers. No doubt Sarah will be bringing published quilts and new products. This meeting should really begin to chase those winter doldrums away.

And---please consider participating in the Friendship block exchange activity. You learn from making blocks for friends and eventually will have the favor returned. Try it... you'll like it. It's easy to jump in. All you have to do is pick up the packet or info, make the block or blocks and return them at the next

meeting. Who can't make one block in a month? The full details of the Friendship Block program are in your membership booklet.

Alice and Bettina

Submitted by Bettina Havig



C E O L E T T E R

MARCH – What promises in that word! As I type now it is cold and snowy. Hopefully as you read this it is warmer and the sun is shining! Sweet Treat quilt retreat has been successful with attendees finishing up projects and filled with new ideas for their next quilt.

All this bad weather has not prevented planning for the rest of the Guild year. In March we will begin talking about Quilt Show plans. Interesting speakers are coming. Our own members will help us with tricks of the trade at the Round Robin with day guild. Sarah Maxell will tell of her quilt journey. I hope she brings some of her luscious quilts. April 1 in the afternoon there is a workshop on “Making a

Tile Quilt”. Something old is new again. Annual Meeting has been set. Save the first Sat in June. Dawn Heese will be telling of the details.

The Service Project Committee has really been busy completing the quilts from the work meetings. Cecile has quilted many but would like some help from the long arm quilters. If each of you would take one to do, we would complete the ones we have so far. We have people to do the bindings. We want to have some larger quilts for Sol house. Many hands make work light.

Our board meeting was snowed out and will be held next Monday (Feb 15). We plan to discuss

our outreach goals. The quilt show chair, Carol Lewis will present decisions made by committee for us to vote. I hope you were lucky enough to see the first challenge quilt finished (by Willie Morris). It has been fun listening to all of your ideas.

Our guild is very active and needs many volunteers. Most of the time the job takes just an hour or two a month. Sometimes the task is just a one time job. Please be thinking of what your contribution of time can be as we plan for this next year. Yes, we will need new officers and committee members. With this group working together we have had fun

with these duties. I will be sending the yearly survey of information for planning for next year. This year’s officers will have a few of the programs in place. We would like a group to go over to KC to the Heartland Meeting to meet possible speakers and take our Opportunity Quilt to share and sell tickets. This is the second weekend in April. It is fun talking with guild members and speakers from OK, KS, IA, and MO about what they do in their guilds. Rumor is that quilt shops are visited too.

Submitted by Nancy Antonio

S T A R L I G H T P I E C E M A K E R S
F R I E N D S H I P B L O C K

Starlight Piecemakers Chapter February Friendship Block Winner is Joan Pottinger

I have 2 sons and a daughter, 4 grandsons, 1 granddaughter, and a new grandbaby on the way in late August.

I moved to Columbia in August 2002 and took up quilting to meet new friends and learn something I had always wanted to learn, but never had the opportunity. Kay and Jane at Appletree Quilting Center encouraged me to come to guild meetings and after a year, I came and joined. The more I

got involved, the more friends I made and the more I learned.

I always do the friendship blocks as a way to learn new block patterns and try them out to see if I like them before committing time and money for a whole quilt of that block.

And I enjoy finding my blocks I contributed to the Friendship blocks of fellow quilters when those completed quilts hang in our quilt shows. It’s fun to spot my little part in the whole of a quilt and brings fond memories of the time I spent making them.

I’ve worn many hats and had many careers thus far in my life. It is always a wonder to me what I will be when I finally grow up! I’ve taught pre-school deaf children, college students, even taught Red Cross life saving to GIs (and while I was pregnant!). I’ve worked in museums in the US and Europe and, as an archaeologist, excavated prehistoric and historic sites in the Midwest, in Pompeii, Italy, and on Roman sites in York, England. In my fifties, I backpacked around the world by myself for six months. I have crossed off most of the items on my bucket list, and am

currently in the process of revising the list.

My current career is as a caregiver/companion for a remarkable 101 year old lady. Ms Lucy has become my role model in many ways and I learn from her each day as we share life.

I’ve narrowed my choice of blocks down to either Tiddlywinks (a Roxanne Carter design) or a signed Friendship Star pattern I copied from an antique quilt in a childhood friends mothers collection. Both are simple to make and will be beautiful in bold, scrappy fabrics.


THE MARKETPLACE

The Marketplace committee will have a work session on the morning of the March 1 Day Chapter meeting. We'll be making Santa/elf shelf sitters and aprons, beginning shortly after 9. Kits for the aprons and supplies for the Santa/elves will be provided. Both of these projects should go fairly quickly. Sewers will need to bring a sewing machine and basic sewing supplies. A couple of irons and appropriate pressing

surfaces will be helpful for the aprons. Thread colors for the Santa/elves are white, black and Christmas green or red. Aprons kits will need black, cream, dark pine green or burgundy thread. Linda Sappington will guide the Santa/elf project and other committee members will be there to organize the apron-sewing. We have a long way to go to stock our marketplace, so any

and all help is needed and appreciated.

Thanks. Mona



BUS TRIP TO THE AQS QUILT SHOW AT PADUCAH IN APRIL

Now is the time to sign up for the bus trip to the AQS Quilt Show. You will find the registration form further along in this newsletter. Fill out the form and send it to Joan Westcott (my address is on the form) along with a check for \$75. The balance of the \$285 will be due on, or before April 1. Of course, you can pay the full \$285 now if you desire. Your \$75 is due by March 1.

There have been some rumors circulating among our members. I called directly to the Quilt Show Office and asked for information about the facilities for the 2010 show. I am now going to quote from

the "Registration Guide - American Quilter's Society:

"Change is the only constant" certainly applies to this year's show as the show moves ahead without using the now-closed Executive Inn. The quilt exhibits and vendors will be located in the Paducah Expo Center, Julian Carrol Convention Center, and the brand new Pavilion, all located at One Executive Boulevard in downtown Paducah. Food will be available in the Expo and Convention Centers and in the parking lot."

I feel quite confident the show will be wonderful, as usual, with many, many beautiful quilts and so many vendors

I might not have time to get around to all of them. Send your registration in now and get ready for a very enjoyable trip. As we get closer to the time of going, we will work out an itinerary to cover such things as what time and where to meet, where you can leave your cars, when we will do certain things while on the trip. If I have not covered anything you need to know, just call me at 573-874-8160. I will see that each of you registering receive a copy of this itinerary when it is available.

Submitted by Joan Westcott

LIBRARY NEWS

News from the Library

We have more than books in the library. We have several videos including:

- ✂ Quilt makers of Gee's Bend by Alabama Public Television
- ✂ Booneslick Trail Quilters' Guild -

- 1993 Celebration of 15 Years
- ✂ Booneslick Trail Quilters' Guild - 1991 Quilt Show
- ✂ Egg Money Quilts by Eleanor Burns
- ✂ Quilts Through the Seasons by Eleanor Burns
- ✂ Gathered in Time by Kae Covington

- ✂ Teach You to Appliqué the Piece-O-Cake Way by Becky Goldsmith and Linda Jenkins

plus a few others.

There are several sets of templates in the library. In addition to the template for making the BTQG Star Marti Michell's templates Q, R, A

and B are in our library collection. Looking for a ruler? We may have it.

If there is a book or video that you would like to see us add to the library, please come by the library table and let us know.

See you in the library...
Willie and Judy
Submitted by Willie Morris

TREASURER'S REPORT

Submitted by Christy Gray

Booneslick Trail Quilters' Guild

Treasurers Report

July through January 2010

Jul - Jan 10

Ordinary Income/Expense

Income

40000 · Membership Dues	6,570.00
41200 · Program Income	12,729.00
41500 · Fundraising Income	4,600.11
47400 · Direct Public Support	
47450 · Cash Contributions	61.00
Total 47400 · Direct Public Support	61.00

Total Income 23,960.11

Expense

61200 · Program Expense	
61240 · Lectures / Workshops	2,124.30
61250 · Travel and Lodging	4,457.69
61260 · Materials and Supplies	737.78
Total 61200 · Program Expense	7,319.77

61500 · Fundraising Expense	1,873.50
62800 · Facilities and Equipment	
62820 · Rent and set up	1,985.00
Total 62800 · Facilities and Equipment	1,985.00

65000 · Operations	
65010 · Books, Subscriptions	198.39
65020 · Postage, Mailing Service	356.88
65030 · Printing and Copying	1,542.97
65040 · Supplies	178.00
Total 65000 · Operations	2,276.24

68100 · Contract Services	
68140 · Legal Fees	10.00
68170 · Membership Dues	130.00
Total 68100 · Contract Services	140.00

Total Expense 13,594.51

Net Ordinary Income 10,365.60

Net Income 10,365.60

Checking balance \$ 13,854.82

Money Link \$ 1,032.74

Certificates of deposit \$ 10,685.82

Paid members as of 1/31/2010 220

MARCH CALENDAR

Submitted by Dawn Heese

Mar. 1	9:00 am	Day Chapter Guild	Fairview Methodist Church Doors open early
Mar. 1	1:00 pm	Day Chapter Guild Mtg	Fairview Methodist Church Contact: Cindy Green
Mar. 1	9:30 am	Pushing the Limits Row by Row Group	Library: Jackie Berry
Mar. 4	7:00 pm	Starlight Piecemakers	Fairview Methodist Church Contact: Alice Leeper
Mar. 8	6:30 pm	Executive Bd Meeting	Contact: Nancy Antonio
Mar. 9	9:30 am	Day Chapter Bd Meeting	Contact: Cindy Green Public Library
Mar. 9	6:30 pm	Starlight Piecemakers Bd Mtg	Contact: Alice Leeper ReMax Rm 130
Mar.10	5:00 pm	Newsletter Deadline	Contact: Rona Duncan
Mar. 11	9:30 am	Sassy Stitchers (day appliqué)	Library Contact: Donna Burris
Mar. 11	1:30 pm	Quilt History Interest Group	Library Contact: Bettina Havig
Mar. 15	1:00 pm	Handmade Quilts	Contact: Linda Sandlin
Mar. 16	9:30 am	Charm Group	Library Contact: Kay Shoner
Mar. 17	7:00 pm	30s Group	Contact: Jane Lee
Mar. 18	6:30 pm	Adventurers Group	Contact: Angie Weithman
Mar. 22	6:30 pm	Night Appliqué	Library Contact: Joan Westcott
Mar. 25	9:30 am	Redwork Group	Contact: Myrna Powers

FEBRUARY FRIENDSHIP BLOCK-DAY

NAME: Joan Westcott

Background Info: When my name was drawn for the friendship star this month, I checked my old newsletters. I was also selected for the friendship star in 2007. Since I submitted quite a lengthy contribution of my personal history for the 2007 newsletter, I don't want to bore you with a repeat of that information. I'll tell you a little about my current activities.

I haven't won any competitions, written any books or published in any magazines. I quilt purely for personal enjoyment. Prior to working at the University, I worked as a social worker for many years. I'm quite good at giving advice. When I meet people who seem to be unhappy in their lives I always tell them they "need a passion in life". Quilting is my passion. I have just finished a block-of-the-month quilt called The Great Pumpkin Quilt. I have always wanted to do a

pumpkin quilt and this was a real challenge. I used needle-turn appliqué to complete nine large blocks as well as the pillow topper. After the appliqué I went around each piece of fabric on the quilt with outline embroidery such as Susan Marshall uses. I am quite happy with my pumpkin quilt using many different oranges.

I have recently become interested in Lucy Boston and her use of English Paper Piecing. I previously completed a Tumbling Block quilt using paper piecing. I was a complete novice completing the Tumbling Block, no pattern, no instructions. However, I was happy with the results and enjoy this little lap quilt.

I have recently purchased two related books titled "The Patchworks of Lucy Boston" and "Lucy Boston Patchwork of the Crosses." Lucy Boston, who died in 1990, aged 98, left an enduring legacy. She is most famous

as the author of the Green Knowe children's books. She published her first novels and children's books when she was in her sixties. She was most active with her patchwork in her eighties. She sewed and worked in her famous garden in her nineties.

I also attend three Guild small interest groups. I enjoy each of these groups. The groups are The Redwork Group, Evening Appliqué and Handmade Quilts. The special interest groups are a great way to make friends in the Guild as well as learn new skills.

I have not decided which block I'm going to choose, but by the next meeting I'll have kits and samples ready. I much enjoy being picked for the friendship block. Our quilters are so talented and do a great job with the blocks they complete. Thanks in advance for your efforts.

Submitted by Joan Westcott

QUILT SHOW

251 days until show day.

We've almost finalized the charity for our donation from the raffle quilt. The snow cancelled our board meeting for a week so we're a little behind. As soon as we get this completed, we'll be ready to print the tickets and you can start selling to all your friends and anyone else you come in contact with during your day or evening.

At the last quilt committee meeting, Linda Sappington brought a mock up of our raffle quilt and show advertising post card. We plan to have these ready before the Heartland meeting in Kansas City so the people attending will have a supply to hand out.

Please help us get a list of all shop hops and quilt shops. We need this for our advertising campaign. I might

not see all the information out there so please help us find this information so we can send or deliver our posters and postcards.

We will start selling the quilt show t-shirts in March. You will need to pay for these shirts when you order them. See Priscilla Strube at the meetings; she will be taking the orders. Small to XL are \$9, 2XL - \$12, 3XL \$13. These shirts are the same brand we have been using so you can check the size of the shirts you already have to order your new one. It's extremely helpful to the public if the members working at the show wear these shirts.

Since our show is earlier this year we have to move the cutoff for entering your quilts up to SEPTEMBER 20. There will be mail-in entry forms in the newsletters and you will also be able

to enter your quilt on line. This will be set up by July so you have plenty of time to get the information to Willie. It's really appreciated if you send your entries in as early as possible in order for everyone to get the layout and information cards done and not have a mass panic at the end.


Don't forget to help Mona with the Market Place items. I made a table runner and the fabric was already cut. All I had to do was put it together which didn't take hardly in any.

Please help all you can.

Submitted by Carrol Lewis

251 Days
to the
BTQG
Quilt
Show!!!

HEARTLAND QUILT NETWORK



Community Covenant Church, 15700 West 87th Street Parkway, Lenexa, KS. You can access the registration form and the directions on the home page of the website. The deadline for registering is March

24. Hopefully we won't have another storm on that weekend!!!

<http://www.heartlandquiltnetwork.com/>

Don't miss the Annual Meeting on April 10, 2010 at the

SERVICE PROJECT UPDATE

HANDBOOK
UPDATES

Wow! What a productive and fun workday we had at the Day chapters February meeting! Needles were flashing, labels were being sewn on, binding was attached at one station, and several groups hand sewed the bindings onto quilts as fast as the quilts came off the machines. People worked in small groups, cutting, ironing, and sewing the blocks. At times, we felt like plate spinners at a circus, keeping so many plates

going in the air at one time.

Through it all, there was much laughter and visiting and we completed setting the bingo blocks on point, and have almost enough blocks to piece 4 tops from them. If you still have your block, we'll be glad to get it to complete the 4th top. What a great idea the program committee had for this fun project. We also made blocks from 2 other patterns (Berkeley Square and Hugs and Kisses), and will have enough to piece several other tops as well. We made a total of 109 blocks and used up a lot of scraps from our stash.

Once the tops are assembled, we will have the kits ready to be quilted or tied, and then bound and labeled. Thanks to all who have helped with our service projects this year. With all these tops we pieced this month, we have a BIG NEED for BATTING

especially for twin-sized quilts.

Work Day Information: Several people asked about getting together to assemble the blocks we made at the February day chapter workshop into tops. We have the opportunity to use the basement Cafeteria area at Our Lady of Lourdes Catholic Church on Bernadette (near the Mall) this Saturday, February 13th for a sit and sew. We will be there between 9 am to 3 pm. You don't have to commit for the whole time; come and help as long as you wish. Bring a lunch if you'd like.

If you're not going to Bettina's workshop, we'd love to see you here.

Call for directions, we'll have our cell phones to help you find the cafeteria!

Thanks, Cecile (999-7600) and Joan (881-9463), service projects co-chairs.

Maxine Tate 12/4 (renewal)
104 E. Green Meadows Rd, #18
Columbia, MO. 65203
573-424-7743(c)
573-815-2480(w)

*"We are in
need of some
twin size
battling"*

FROM JINNY BEYER

Quiltposium is an online magazine that focuses on travel and lifestyle articles for quilters. You must register to view the magazine, but it's free. My article features a link to a free download of my Fabergé© Tree Skirt and a copy of my grandmother's ginger cookies. The link

below will take you to
magazine.
<http://www.quiltposium.com/>



HISTORIANS CORNER

My appologies for listing the wrong name as a co-presenter in the "1993 Guild Firsts" that I wrote about in last month's newsletter. Presenters at this 1993 guild program were Bettina Havig, Shirley Troth and Marion Norbury. This DVD is the live presentation and also includes footage of various projects created during workshops and guild challenges in the first fifteen years of the guild. It also

has Show and Tell projects that members were working on when the guild was organized. The original video has been copied onto DVD and added to the guild library for your enjoyment. This DVD is fun and informative. Check it out.

The second DVD that I mentioned in last month's newsletter, "1991 Quilt Show," is narrated. The narration gives quilt maker, quilt owner

and some background information on more than 95 quilts that hung in the 1991 guild show. Many quilts that year were made by ancestors of various guild members. The DVD shows a full view of each quilt and close-up shots of many quilt details. This was also the year that Silver Dollar City Challenge quilts were displayed. Quilts made for Shirley Troth and for Sandy Womack, past presidents, are

shown and also the Founder's Quilt made for Bettina Havig. This DVD is an excellent documentary of quilts, period colors, block patterns and even hand quilting for 1991 and one to three generations earlier. Check it out.

Submitted by Sharon Lawler, BTQG Historian

DAY CHAPTER - APRIL PROGRAM

At our April 5, 2010, meeting, our guest speaker will be Linda Foulk from Specialty Quilts in Jefferson City, MO. Linda will give a presentation on "Pre-Cut Fabrics." She will share the many possibilities with using charms, layer cakes, jelly rolls, and other pre-cut fabrics. Prior to the afternoon meeting, we are offering a workshop of making a table topper using pre-cut fabrics. One of Linda's instructors will be leading the class to piece together a table topper using Nature's Notebook, a spring collection of blues and yellows by Moda. The fee for this class will be \$35.00, which includes all of the pre-cut fabric needed, the pattern, and the instructor's fee. With the pre-cut fabric, you should be able to get the entire top pieced during the class period.

Please complete the form below to enroll for this class. A sample of the table topper will be available at our March 1 meeting.

Table Topper Class: Monday, April 5, 9:15 a.m.

Name _____ Phone _____

E-mail _____

Amount _____ Check No. _____

Make check payable to: Booneslick Trail Quilters' Guild


Supplies needed: Sewing machine and basic sewing tools (scissors, neutral thread, pins, etc.)

Please return this form to: Brenda Austin
 3971 E. Webster Rd.
 Hartsburg, MO 65039

A minimum of 10 people are needed to hold this class.
**FORMS SHOULD BE MAILED NO LATER THAN
 MARCH 18, 2010.**



WE'RE ON THE WEB
[HTTP://BTQG.MISSOURI.ORG](http://BTQG.MISSOURI.ORG)



P.O. Box 542
 Columbia, MO 65205-0542

**Booneslick Trail
 Quilters Guild**

**MARCH
 BIRTHDAYS**

Bonnie Youngquist	Mar 02
JoAnn Bryan	Mar 04
Marlene Duffield	Mar 06
Raeann Lenzini	Mar 09
Rosalia Meyer	Mar 10
Connie Shay	Mar 11
Margaret Heller	Mar 13
Darlene Kruse	Mar 14
Judy Nemmers	Mar 15
Faye Sharp	Mar 15
Linda Sandlin	Mar 16
Tricia Volkert	Mar 18
M. Marga Dick	Mar 19
Margaret Fines	Mar 19
Jan Oehrle	Mar 20
Elsie Langland	Mar 22
Paula Stogsdill	Mar 23
Linda Hancik	Mar 24
Ida May Anderson	Mar 30
Nancy Mossbarger	Mar 31
Catherine Duffy	Mar 31

**DAY
 CHAPTER**

March 1
 1:00 pm
 Round Robin
 Doors open at 9:00 am

**STARLIGHT
 PIECEMAKERS**

February 4
 7:00 pm
 Sarah Maxwell,
 Homestead Hearth, Mexico, MO

OUR MEETING PLACE

Fairview United Methodist Church
 3200 Chapel Hill Road
 Columbia, MO 65203

**OZARK QUILTING
ADVENTURES SPRING
SHOP HOP**

March 4th, 5th, 6th, 7th
Thursday, Friday, Saturday, & Sunday



- GRAND PRIZE - Bernina, Actvia 210
- 9 - \$100 Gift certificates
- 25% OFF all regular priced cuts of fabric - min. 1 yard cuts.
- FREE quilt block pattern & all fabrics needed to complete a 12" finished block.
- FREE charm at each shop with a \$10 purchase.

ALL PRIZES DRAWN FROM COMPLETED PASSPORTS ONLY!

Participating Shops:

Sew Simple Quilt Shoppe - Ozark, MO
 Quilts and Quilts - Branson, MO
 Quilt Sampler - Springfield, MO
 Block by Block - Carthage, MO
 The Country Store Quilt Shop - Carthage, MO
 Bittersweet Quilts - Joplin, MO
 Sew Neat Quilt Shop - Joplin, MO
 Country Corner Quilt Shop - Harrison, AR
 McKee Sewing Center - Green Forest, AR

**WHAT'S
HAPPENING**

April 10, 2010—Heartland Quilt Network,
Annual Meeting, Lenexa, KS

April 21-24, 2010—AQS Quilt Show,
Paducah, Kentucky.
www.AmericanQuilter.com

June 25-27, 2010 - Common Thread Quilt
Show 2010, June 25-27, Century II,
Wichita, KS. Presented by
the Prairie Quilt Guild.

Nov 6-7, 2010—BTQG QUILT SHOW!!!
StoneyCreek Inn

**KALONA QUILT
SHOW AND SALE**

Just a reminder to put the Kalona Quilt
Show and Sale on your calendars!

Kalona Quilt Show and Sale 2010
Thursday, April 22, Evening Only 5pm-8pm
Friday, April 23, 9am - 7pm
Saturday, April 24, 9am - 5fapm

Located at the Corner of 6th & D.Ave. in
the Kalona Community Center
Downtown, Kalona, IA.

Over 300 New and Antique Quilts on
Display and for Sale.
Sponsored by the Woodin Wheel and
Kalona Antique Co.
for info :
Call 319-656-2240
email katie@woodinwheel.com

Regular meetings of the Guild are held on
the first Monday of the month at 1:00 pm
and the first Thursday of the month at
7:00 pm at the Fairview United Methodist
Church, 3200 Chapel Hill Rd., Columbia,
Missouri. Annual dues are \$30 for the
fiscal year of July 1 to June 30. Dues are
payable on July 1st. Newsletter deadline is
the Wednesday after the Executive Board
Meeting at 5:00 pm, of each month. Email
items to : Rona Duncan at
rona_duncan@juno.com.

QUILT-A-GRAM

Published monthly by Booneslick Trail Quilters' Guild, a not-for-profit organization, established in 1978, and dedicated to educating its members and the community in the art and appreciation of quilt making.

2009-2010 BTQG Executive Board

CEO /Chairman:	Nancy Antonio	573-445-6604
Vice-Chairman:	Dawn Heese	573-234-1540
Secretary:	Barbara Nichols	573-657-9595
Treasurer:	Christy Gray	573-814-2301
Publications:	Rona Duncan	573-874-1280
Quilt Show:	Carrol Lewis Dawn Heese	573-657-4532 573-234-1540
Librarian:	Willie Morris Judy Gieselman	573-445-4217 573-445-2381
Historian	Sharon Lawler	573-696-0102
Retreat Chair	Linda Sappington	573-657-9445
Service Project:	Joan Pottinger Cecile Mazan	573-443-5303 573-698-2008
Web page Editor:	Rona Duncan	573-874-1280
Day Chapter Pres:	Cindy Green	573-239-0029
Evening Chapter Pres:	Alice Leeper	573-489-1458

Day Chapter Board

President:	Cindy Green	573-239-0029
Vice-President:	Brenda Austin	573-657-2332
Secretary:	Sandy Moritz	573-442-3777
Membership:	Betty White Christy Gray	573-696-3776 573-814-2301
Hospitality:	The A Team	
Friendship Blocks:	Barb Nichols Sandy Moritz	573-657-9595 573-442-3777
Past President:	Dawn Heese	573-234-1540

Starlight Piecemakers Board

President:	Alice Leeper	573-489-1458
Vice-President:	Bettina Havig	573-449-1602
Secretary:	Marilyn Russell	573-874-5702
Membership:	Terri Crane Myrna Powers	573-447-3040 573-445-0766
Hospitality:	Linda Karns Pat Leistner	573-874-0288 573-446-0811
Friendship Blocks:	Tammy Bush Imgard Marsh	573-256-8350 660-395-9458
Past President:	Linda Sappington	573-657-9445

For Sale:

Husqvarna Viking Mega Quilter and Inspira quilting frame, \$2000. Opened but not used. Please contact Beverly Wyatt at 573-442-4968 for more information.

Katydid Designs Studio

Longarm Quilting Service
Custom Embroidery Design



With our Statler equipped Gammill we offer computer precision stitching, low cost and fast turn around.

4804 Maple Leaf Dr
Columbia MO 65201

Christy Gray - Owner/Designer
(573) 256-Katy Call anytime for more information

www.katydidonline.com christy@stablestitches.com

Form and Function Custom Quilting By Tammy Bush

Please call for a booking or pricing quotes.
2900 Conestoga Ct.
Columbia, Mo 65203
573-256-8350 (h) /
573-529-1729 (c)

Zede's Sewing Studio

(573) 875-2500 | www.SewHere.com

BERNINA®

baby lock

Inspiration

NEXT EXIT 



Appletree Quilting & Viking Center Guild Appreciation Discount For BTQG Members

On the day of each of the two Booneslick Trail Quilters' Guild monthly meetings, Appletree Quilting & Viking Center will offer guild members a 20% discount on non-sale fabric (1/2 yard minimum). Please present your BTQG membership card to take advantage of this offer.

Tile Quilt Revival: Reinventing a Forgotten Form.

April 1, 2010 1:00-4:00 p.m. Cost \$25.00



Making a Tile Quilt Block

In the last 1/3 of the 19th century, there was a distinctive genre of appliqué quilts made with narrow lines of background fabric showing between the appliqué pieces. Because the narrow lines of background fabric resemble "grout" and the appliqué pieces "tiles," these quilts generally are called tile quilts.

In this hand appliqué workshop, begin your own tile quilt with a 10-15" block that you will prepare and begin to stitch. The emphasis will be on how a tile quilt differs from other types of appliqué and how to get started making a tile quilt rather than on how to appliqué.

The block-preparation method you will learn is a simple, direct way of working from a line-drawing pattern. The method eliminates the usual hand-appliqué concerns of seam allowances, reversing images, and placement on the background.

A pattern will be provided, or you can use a line drawing of your making or choice.

We will discuss fabric choices and the use of large-scale contemporary prints in the traditional tile quilt form.

Supply list:

- scissors
- paper scissors
- freezer paper
- pencil, eraser, Sharpie
- ruler, cutting mat, rotary cutter
- sewing kit--needles, thread, thimble
- a good variety of fabrics (20 or so) that you want to use together, including several pieces from which a 17" square of background fabric can be cut

** Please note that if you prefer machine appliqué you can still take this workshop and do the machine work at home. The important elements are in designing your block.

Date: Thursday April 1, 1-4 p.m. in the Club Room in the Rock Bridge Hy-Vee. Go in the west doors and up the stairs to the left or use the elevator. The cost for the workshop is \$25.00

Send your registration to Bettina Havig, 1108 Sunset Lane, Columbia, MO 65203 Make the check payable to BTQG. Registration opens March 1, 2010.

Name: _____ phone _____

Email _____

Amount _____ Check number _____

Registration Form
Bus Trip to the AQS Quilt Show & Contest
Paducah, Kentucky
Tuesday, April 20th - Friday, April 23rd, 2010

Name: _____

Address: _____

City: _____ State: _____ Zip: _____

Home or Cell Phone: _____

Roommate Request: _____

Fee \$285.00 - A deposit of \$75 per person will be due by March 1, 2010 and the final payment will be due by April 1, 2010. Your payment includes:

- Transportation round trip from Columbia - baggage handling
- Columbia women will be last on the bus and first off the bus
- Bobby will be the driver of the bus
- 3 Nights lodging @ Comfort Inn
- 1 dinner at the Broadway Methodist Church. 3 continental breakfasts
- 2 days admission to the Quilt Show
- Shopping at Hancock's of Paducah

Please complete the above form and mail it along with the proper amount of money (make the check out to Breakaway Tours) to:

Joan Westcott
11101 Trimble Road
Harrisburg, MO 65256

There was a description of this trip in the February Newsletter. If you have other questions please feel free to call me at 573-874-8160 or cell 573-239-1882.

