

Booneslick Star

QUILT-A-GRAM

Booneslick Trail Quilters' Guild

<http://btqg.missouri.org>

September, 2008

Member of Heartland Quilt Network

Vol. 31, Issue 3

From the CEO...

Fall is coming, the students are returning, and our guild is preparing to offer you a chance to go back to quilting school! Louisa L. Smith's workshop on October 17th & 18th should be a great opportunity to learn new skills and I hope you'll take advantage of this. Please see the workshop info in the newsletter and get ready for your own "back to school" days.

Have you seen the magazine that is all about girlfriend getaways? We have just such a getaway planned for guild members this fall. The No Frills Retreat on October 3 – 5th offers us a chance to get away from all the other demands on our time and just quilt. It's a good time to be with quilting friends and I've found it a good time to solve some quilting dilemmas---the combined knowledge in the room is wonderful! The shopping in the area is fun and you can plan your travels around enticing shops on the way. This is a good time to finish up quilt show projects, too.

In addition to our fall meetings, I know I'm looking forward to the quilt show itself. I'll be there in my new red guild t-shirt---can't wait! One last note--if you have any ideas for a good speaker for our annual meeting in June '09, please let Kay Grebing or me know.

Take care, *Beth*

SEPTEMBER MEETING DATES

Starlight Chapter: Sept. 4 - 7:00 p.m.

Day Chapter: Sept. 8 —1:00 p.m.*

*Doors Open at 9:00 a.m.

OUR MEETING PLACE:

Fairview United Methodist Church
3200 Chapel Hill Rd., Columbia, MO 65203

September Programs . . .

Day Chapter—

Join the Day Chapter meeting on September 8th and do a hands-on project or observe a watch- and-learn demo. There will be eight round robin stations where you can learn to do and/or make needle turned hand appliqué, continuous bias for binding, a humbug bag, a zinc top pincushion, a Victorian finger pincushion, a bottle-top finger pincushion, a quilt label, and/or fabric flowers (like the ones used for the charter members at the annual meeting). To participate in a make-and-take session, please bring basic sewing items – needles, pins, neutral thread, scissors, thimble, seam ripper, small ruler and batting scraps.

You will need to pick up a ticket, first come, first served at **NOON** for the hands on. There will be room for 20 at each hands-on stop. We will have plenty of time at each station and handouts will be provided.

During the morning there will be a drop-in clinic on how the Booneslick Star block is pieced. It is suggested that you bring your own templates, fabrics and sewing supplies. You may bring a machine if you prefer machine piecing. It will be very informal, drop by for pointers, come early, come later, stay all morning or just long enough to get some pointers. *Dennis*

Starlight Chapter—

Toni Steere presents a trunk show full of quick ideas for fast and easy quilts that let the fabric do the work for you! Helpful hints in using panels, stripes and large scale prints. Toni promises that we'll be happy with the program or "your money back." I'm sure Toni will get to keep her money.

A HINT OF WHAT'S TO COME IN DEC. We're going to have an AUCTION! Start thinking about what you want to auction off to help raise money for YOUR guild. Remember you don't have to make something; a service could be a very nice item for someone to bid on.

See you at the meeting. *Priscilla*

From the Presidents...

Day Chapter

This past week I took 6 days off work. I used the time to sew and browse through possible projects. The realization hit me that if I want to have quilts ready for Christmas I had better get started. I happily headed to my sewing room and began cutting fabric....

This month at our Round Robin we will learn new techniques to use for our own projects and for gifts. There will be great little pincushions, fabric boutonnieres and I can't wait to learn how to cut continuous bias binding.

Come early and sit in the Boonslick Star clinic. Bettina will show you how to construct the block with ease and no groans. Okay, maybe minimal groans.

The church will open at 9:00 and we will have beverages and a table for snacks. Remember to bring your cups and glasses. This helps to cut costs and the amount of trash we generate. There will be disposable cups available for anyone who forgets. Hope to see you all.

Dawn

NEWS FROM THE EXECUTIVE BOARD

The Board approved the following revisions, additions and deletions to the guild Policies:

- ★ All quilts must have a sleeve to be eligible for inclusion in the quilt show. [Rev 8/08.]
- ★ During the preparation for and during the quilt show, the volunteers who set up, work during the show or take down and are on the volunteer list will receive one complimentary ticket for admission to the quilt show. [Rev 8/08.]
- ★ The quilt show admission fee for the general public will be \$4.00. Effective in 2010, the admission fee will be \$5.00. [Rev 8/08.]
- ★ The Treasurer will only issue payments or reimbursements with proper documentation, including but not limited to invoices or receipts with the completed check request form. [Added 8/08.]
- ★ Speaker requests must be made to the Guild 30 days prior to the event. [Del. 8/08.]

The board approved the motion that issues of the newsletter may contain as many pages as necessary, regardless of additional cost.

Starlight Piecemakers Chapter

Hello Fellow Quilters –

Wow, what fantastic weather we have had. Seems like this time of year I always look forward to things slowing down, but I am soon reminded how fast the fall comes. We have lots happening in the guild over the next few months, this newsletter is proof of that.

Speaking of which, our guild's Red-Work group has graciously agreed to help our evening chapter with a fund-raiser. The group will offer a class on Sat. Oct 11 to help us with our embroidery stitches. Please see Priscilla's note in the newsletter for more information and registration. A couple of our Block of the Month blocks will offer the opportunity for you to use the skills you will learn. So you will have plenty of time to practice before the blocks are available.

Thanks for all the support and favorable responses about the guest speakers. Once again, you, the members, out did yourself by helping Kay and the 30's group with a wide variety of quilts to share. Special thanks go the 30's group for picking up the empty slot left unexpectedly.

Don't miss the next guest speaker, Toni Steere, and her lecture on: "Quilts for Quilters Who Don't Have Time to Quilt." I would love to know how to do that, especially right now with my garden over producing tomatoes, peppers, cucumbers and cantaloupes!!! I really need to get my quilt done for the show!

See you in – September - *Linda*

BARE BONES RETREAT

Friday, Oct 3—Sunday, Oct 5, 2008

It's Not Too Late to Sign UP!

Retreat Fee: \$135

Room (2 nights) and Meals Included!

Send your check payable to BTQG to:

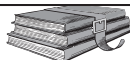
Wanda Marvel

2609 Summit Road

Columbia, MO 65203

Please let Wanda know if you have a room mate and/or special requirements (diet/room accessibility)! Thanks!

LIBRARY NEWS



Since the article about the new library policies appeared in the newsletter, we have had good response to getting overdue books returned. Currently nine people have overdue books. We have contacted all and heard from five of them. So, we have great hopes of getting all of the books returned without taking more drastic measures. According to the BTQG handbook, members are requested to limit the number of titles checked out to four. Library books become past due two months after checkout.

ALERT! We have a missing book – “Egg Money Quilts: 1930’s Vintage Samplers” by Eleanor Burns. Please check to see if you have the book and return it to the library.

New additions to the library include two books donated by Nancy Kennedy:

“Feedsacks! Beautiful Quilts from Humble Beginnings” by Edie McGinnis; and

“The Runaway Quilt” by Jennifer Chiaverini.

Carrol, Judy and Willie

MARK YOUR CALENDAR

Day Chapter Guild Meeting Doors open 9 am	Sept 8 1:00 pm	Fairview United Methodist Church
Starlight Piecemakers Meeting	Sept 4 7:00 pm	Fairview United Methodist Church
Executive Board Meeting	Sept 8 6:30 pm	Beth Dessem's home
Day Chapter Board Meeting	Sept 9 9:30 am	Library Contact: Dawn Heese
Deadline for Newsletter items	Sept 10 5:00 pm	E-mail to: Jan Oehrle joehrle@centurytel.net
Sassy Stitchers Day Appliqué	Sept 11 9:30 am	Library Contact: Donna Burris
Quilt History Interest Group	Sept 11 1:30 pm	Library Contact: Bettina Havig
Starlight Piecemakers Board Mtg	Sept 11 6:30 pm	Contact: Linda Sappington
Quilt Show Meeting	Sept 14 1:30 pm	Library Contact: Mindy Smith
Night Appliqué	Sept 15 6:30 pm	Library Contact: Joan Wescott
Charm Group	Sept 16 9:30 am	Library Contact: Kay Shoner
30's Group	Sept 17 7:00 pm	Appletree Quilting Ctr Contact: Kay Grebing
Adventurers Group	Sept 18 6:30 pm	Contact: Angie Weithman
Traditional Group	Sept 23 9:00 am	Contact: Emma Jo Raines
Redwork Group	Sept 25 9:00 am	Carolyn Licht's Home Contact: Myrna Powers
Art Group	Sept 30 6:30 pm	Appletree Quilting Ctr Contact: Jackie Berry

A Read Suggestion from Betty Curtice. . .

Jane Kirkpatrick writes historical novels about quilting. Go to www.janekirkpatrick.blogspot.com and read about a new book Jane has written on quilts from Bethel and Aurora, Oregon. The book will be available in December. She shared a draft of the book with Betty while she visited here recently. Talk to Betty or check out Jane's blogspot for some interesting reading about her adventures.

Zede's Sewing Studio
In Bernadette Square across from Columbia Mall

www.SewHere.com | (573) 874-2500 | 1101 Hutchens Drive, Columbia

Katydid Designs Studio

Longarm Quilting Service
Custom Embroidery Design

4107 White Tiger Columbia MO 65202 (573) 256 - Katy

With our Statler equipped Gammill we offer computer precision stitching, low cost and fast turn around.

We can have your quilt completed in one week or less!
Bring in this ad for a 10% discount on your first order

www.katydidonline.com christy@stablestitches.com

August Starlight Friendship Block Winner,

Nancy Jackson

An Iowan by birth, I raised four children in rural Mississippi. I taught English as a Second Language at Mississippi State and later took a full-time job with the Girl Scouts there. In 1989 I moved to Columbia with my youngest son to work for the local Girl Scout Council. Eventually my other three kids chased after me to attend Mizzou. They are all artists and photographers and keep my walls filled, but I have one spot reserved for my quilts.

I have been sewing since I could thread a needle. The Featherweight went to college with me. I made the bridesmaid dress, the maternity and baby clothes, then the Frostline kits and cycling shorts, prom dresses and finally, a wedding dress. But it wasn't until I came to Columbia that I fell in love with Fabric--- Hoffman, Alexander Henry, South Seas Imports! I must have made a hundred shirts from these gorgeous quilt shop fabrics--at the same time creating a great stash for future quilts. I joined the Guild in the early 90's just for fun, later joined the stamping group and made several retreats to the Ozarks with this great group. Along the way I learned that while I will never be a Mariner's Compass quilter, I can make a respectable log cabin.

Now that I am retired, I have more time and less money, but I can buy a souvenir fat quarter to add to the stash. I spend a lot of time in my yard, growing pansies and daylilies. This summer I am trying hard to grow my father's heirloom tomatoes, but I have only green ones so far..... My other passion is reading mysteries, and this October I will attend a big mystery book convention in Baltimore where some of my favorite authors will be signing books. I don't usually buy books since we have such a great library here in Columbia, but I'm hitting the used book sales and shipping my finds to my son in Baltimore.

In anticipation of this event, I recently bought a pattern for a library quilt which will be perfect for my friendship block. One block is upright books on a shelf, another is slanted books, and a third has one open book with pages appliqued on top. I will supply the background and ask you to raid your stash to make a variety of light and dark books. And, you may autograph one of the light spines, making this a true friendship quilt. *Thanks, Nancy J.*

A Donna Baker Recommendation. . . .

Donna Baker has done her research and recommends beginningquilter.com as one that might be of interest. I checked out several of the videos and found them quite helpful. This is the place to go late at night when you can't call your friends for help with a quilting problem! jano

TIPS, TOOLS & TRICKS

BY Janice Haralson

Last month I shared that you could use folded aluminum foil to sharpen your rotary blade. One of the members told me later that you can sharpen your scissors the same way. Try it, it just might save you some money.

Overcutting charm squares can be avoided if you will use an 18mm rotary for the corners. The blade is small and does not OVER-BITE (and ruin) the uncut fabric. Often you can cut the main part of the square with the large cutter but switch to the smaller cutter for the corners.

Alcohol wipes are wonderful to clean fusibles off your iron. These wipes are also helpful in removing the gum left by price stickers. You can also use Bounce sheets to clean your iron plate. Just turn the iron to the highest heat setting, place a sheet of Bounce on a paper towel and iron away until the plate is clean.

Do you have lots of thread? Spools of thread can be stored in plastic egg cartons. These are great because you can color mark and stack them.

Make ironing and pressing a happier occasion by making your own lavender water for your iron and save a mint at the same time. Combine 2 cups of distilled water, 2 ounces of cheap vodka and 15 to 20 drops of 100 percent essential oil of lavender or another scent (available at health food stores). Add lavender water to your iron and enjoy the aroma.

Editor's note: Even if the lavender water doesn't work, it could still be a happy occasion if you just drink the rest of the vodka!

This Just in from Nancy Antonio. . . August Day Chapter Friendship Block Winner

I have been quilting for 6 yrs. and enjoying exploring all areas related to quilting. I especially like scrap quilts with wonderful blends of colors.

I love to try new things, but I have been working on finishing up projects. The new fabrics are so rich in hue that I want to have an excuse to buy more. I would also like to explore pictorial/landscape quilts. Traditional patterns remain my favorite.

The history of quilting is also an interest. I was thinking of an old book called "What color is your parachute?" I then thought of what it would be like for all of us to wrap ourselves in our favorite color or fabric. So much fun to see what everyone would choose.

For my friendship block, I am choosing "Hugs and Kisses." I will be asking you to supply a strip of fabric of your favorite color 2-1/2 by 14 inches. I'll supply the background fabric. It will be so much fun to look at everyone's favorite color. *Nancy A.*

Quilt Show Etiquette [Part III]*

Quilt makers enter shows for a variety of reasons including showcasing their skills, winning blue ribbons, having their work critiqued, etc. Exhibits are often based on a theme and perhaps that theme just speaks to certain quilters. Whatever the reason, entering quilts in shows provides the maker with the opportunity to see his/her creation through the eyes of another.

When selecting potential shows to enter, first study the deadline for the completion of the quilt. Is this an attainable goal? Shows vary in the date by which the quilt must have been started but they always have a completion date. Some shows accept photos of unfinished quilts, while others require the finished quilt to be photographed and documented. Read the entry rules carefully.

Once you have selected a show, read all of the fine print on the entry form. Does the quilt qualify for this specific show? Carefully read the section of the entry rules which defines professional v. amateur quilting. Shows differ in their interpretation. Professional status can be determined by a variety of factors, including whether money is paid to the quilter, the number of prizes awarded in other shows and perhaps, whether or not the quilter also teaches.

Next month, more about the submission process and dis-qualifiers!

*From Understanding the Quilt Show World by Rita Blocksom. [Used with permission from the author.]

Quilt Market Report

We are in the last couple of months before the Quilt Show weekend and we are doing very well. I know there are quite a few projects under construction for the Quilt Market so please don't hesitate to keep bringing items in to us.

We need a few more of the following items:

<u>Xmas stockings</u> -	Goal: 40	Rec'd: 38
<u>Kitchen towels</u> -	Goal: 50	Rec'd: 48
<u>Machine covers</u> -	Goal: 30	Rec'd: 17
<u>Tote bags</u> -	Goal: 30	Rec'd: 19
<u>Walker bags</u> -	Goal: 30	Rec'd: 14
<u>Place mats</u> (set of 4)	Goal: 20	Rec'd: 10
<u>Pillow cases</u> -	Goal: 40	Rec'd: 24

Thanks everyone for doing such a good job.

Carrol

So, you have a program suggestion. Great! Now what should you do?

Program suggestions are welcome but you can help facilitate the process by doing a bit of preparation before making a suggestion. If you have a suggestion for a speaker it would be very helpful if as much information about that speaker as possible comes along with the suggestion. Don't expect the V.P.s to do all the research and take all the responsibility. Check out the website of the potential speaker, ask if anyone has heard them speak or can recommend them from personal experience. Find out what the fees are if possible (the average lecture fee is \$250-\$400 and workshop fees are higher). Travel costs, as you might imagine, have become an overriding consideration in booking a speaker. If the speaker comes from a great distance he or she may require commitment to more than a single lecture before agreeing to come. Speakers and workshop presenters sometimes have commitments up to two years in advance. It's not always possible to schedule a speaker who has been suggested.

Pass your suggestion along to the Vice Presidents, Vice CEO, and/or to the Program Coordinator. The special speaker is the responsibility of the Vice CEO. The past CEO is responsible for planning the annual meeting speaker. All commitments are made with approval of the respective boards. No one may commit for the organization without board approval.

The guild's programs are selected to inform and teach members about quilts and quilting. We have a comprehensive statement of purpose on the front page of our membership booklet. Speakers must fit within the purpose of the guild. We have a limited budget to cover speaker fees, workshops fees, travel and related expenses. The vice presidents serve as program chairmen for their chapter. They try to plan the entire year by the time the membership booklet is sent for publication.

The guild actually offers members 24 programs plus a special speaker each year for the same membership cost as most guilds that provide only 12 programs. The cost of a single magazine subscription for a year is almost the same as the guild membership with the benefit of newsletter and programs. Members really get quite a bargain!

Bettina Havig, Program Coordinator

BTQG Handbook

The BTQG Membership Handbook and Membership Cards for 2008-2009 will be ready for distribution at the September meetings. Please remember that you must pick these up personally from the membership table. Only those with out of state addresses which have not been picked up by Oct. 15th will be mailed. If you find an error, please notify me immediately so that I can publish a correction in the newsletter. If you wish to purchase an extra handbook, there will be a limited supply available for \$2.00 each. jano

After all the quilts that were shown at Boone County History Museum were returned, an unclaimed blue chambray pillowcase remained. If you brought your quilt for the exhibition in a blue pillowcase please let me know so it can be reunited with the other half of the pair.

Bettina

Miss Millie's Quilt Shop

3806 Buttonwood Suite 106 Columbia MO 65201
573-449-8844

TWO BUCKS A BLOCK

EACH MONTH YOU MAY PURCHASE A 12 INCH BLOCK FOR ONLY \$2.00. EACH BLOCK IS DIFFERENT AND USES THIMBLEBERRIES FABRICS. PURCHASE ONE EACH MONTH, OR MULTIPLES EACH MONTH. STOP IN TODAY TO JOIN THE FUN.

LITTLE ANGELS QUILTING SERVICE

LONG ARM QUILTING SERVICE AVAILABLE AT A REASONABLE PRICE. CUSTOMERS MAY SELECT FROM A VARIETY OF THREADS AND PATTERNS. BINDING SERVICES ALSO AVAILABLE. INSIDE MISS MILLIE'S QUILT SHOP.

DID YOU KNOW?

The Guild can earn \$5 on each subscription we sell for that excellent quilting magazine published by Fons and Porter—The Love of Quilting. Send Daphne Hedges your name, address, check for \$20 and indicate whether the subscription is new or renewal. And, consider gift subscriptions!

EMBROIDERY CLASS

For those of us who would like to learn how to embroider or simply hone our embroidery skills, our Redwork Interest Group has agreed to teach us basic and decorative embroidery stitches.

The class will be held at the COPPER KETTLE RESTURANT in Ashland on Saturday, Oct. 11, 2008 from 10 a.m. to 2 p.m. The restaurant will not charge for the use of their facility but they do ask that we purchase meals while we are there. On the day of our class, the restaurant will have a soup and salad buffet lunch for \$4.99; beverage and dessert are extra. You **must** purchase the buffet lunch if you attend this class.

The cost of the class is \$10.00 [plus lunch] with the class fees being donated to the Starlight Chapter. If you have questions or need directions, feel free to call Priscilla Strube or Linda Sappington.

SIGN UP SHEET

NAME: _____ PHONE: _____

E-MAIL: _____

CLASS FEE: \$10.00 CHECK #: _____

MAIL NO LATER THAN OCT. 7, 2008 TO:

PRISCILLA STRUBE
5103 ST. CHARLES RD.
COLUMBIA, MO. 65201

JUST CLIP THIS REGISTRATION FORM AND SEND WITH PAYMENT.

A SUPPLY LIST WILL BE PROVIDED UPON RECEIPT OF YOUR CLASS FEE.

QUILT-A-GRAM

Published monthly by Booneslick Trail Quilters' Guild, a not-for-profit organization, established in 1978, and dedicated to educating its members and the community in the art and appreciation of quilt making.

2008-2009 BTQG Executive Board

CEO /Chairman:	Beth Dessem	573-256-6825
Vice-Chairman:	Ann Rennie	573-657-5224
Secretary:	Mona Stevenson	573-698-2019
Treasurer:	Daphne Hedges	573-635-9782
Publications:	Jan Oehrle	573-441-9972
Quilt Show:	Mindy Smith	573-874-1308
Librarian:	Willie Morris Carrol Lewis	573-445-4217 573-657-4532
Historian	Sharon Lawler	573-696-0102
Retreat Chair	Maureen Coyne Cindy Green	573-447-1809 573-239-0029
Service Project:		
Web page Editor:	Janet Hollandsworth	573-445-1073
Prog. Coordinator	Bettina Havig	573-449-1602
Day Chapter Pres:	Dawn Heese	573-234-1540
Evening Chapter Pres:	Linda Sappington	573-657-9445
Past CEO:	Kay Grebing	573-442-2561

Day Chapter Board

President:	Dawn Heese	573-234-1540
Vice-President:	Dennis Smith	573-445-7787
Secretary:	Joan Westcott	573-874-8160
Membership:	Donna Baker Christy Gray	660-248-1880 573-474-0019
Hospitality:	Carol Tummons Margaret Heller	573-445-9174 573-446-1942
Friendship Blocks:	Barb Nichols Cindy Green	573-657-9595 573-239-0029
Past President:	Bettina Havig	573-449-1602

Starlight Piecemakers Board

President:	Linda Sappington	573-657-9445
Vice-President:	Priscilla Strube	573-474-5149
Secretary:	Susan Gilmore	573-874-9554
Membership:	Jeannie Amos Bonnie Licklider	573-657-1173 573-449-7890
Hospitality:	Nancy Jackson Terri Crane	573-445-6136 573-447-3040
Friendship Blocks:	Connie Foster Joan Pottinger	573-474-6590 573-443-5303
Past President:	Carol Fresenburg	573-657-4284

WHAT'S HAPPENING...

Now to Oct 12 - Quilts: Flora Botanica — Spencer Museum of Art, Kress Gallery. 1301 Mississippi Street Lawrence, KS 66045 Info: 785-864-4710; www.spencerart@ku.edu.

Aug 31-Oct 5— Elements From the Front Range Contemporary Quilters, Staugh Memorial Museum, 111 N. Aztec, Montezuma, KS. Info: 620-846-2527.

Sept 18-20— Ozark Piecemakers Quilt Guild Show, The Kansas City Block Party. Springfield, MO Expo Center. [There will be two additional quilt shows in Springfield at this time— at the Creamery Arts Center & Missouri State Univ. Gallery of Art and Design.] Info: www.ozarkpiecemakers.com.

Sept 27-28— Country Patchwork Quilt Guild, 21st Annual Quilt Show. Salt Fork YMCA, 750 East Yerby, Marshall, MO. Info: 660-886-9326.

Sept 27-28— Drag and Brag Quilt Show, Miami County Quilt Guild, 405 North Hospital Dr, Paola, KS.

Sept 27-Oct 12—Heart of America Quilt Show. Crown Center Atrium and Showplace, 2450 Grand Blvd., KC, MO. Free Admission. Info: www.quiltguildofgkc.com.

Oct 3-4— Quilt Congress 2008, Quilters on Fire, Twin Lakes Baptist Church Hope Center, Mountain Home, AR Info: jenniemcbride1@gmail.com.

Oct 8-11— AQS Quilt Show, Des Moines, Iowa. Info: www.americanquilter.com.

Oct 11-12—Starlight Quilters Guild 2008 Quilt Show - Shawnee Indian Mission, North Building, 3403 W. 53rd. Street Fairway, Kansas. Info: www.geocities.com/starlightquilters.

Oct 17-18— BTQG Fall Workshop with Louisa Smith.

Oct 29-Nov 3—BTQG Bus Trip to Houston!

Treasurer's Report - July 31, 2008


Checking:	5,561.32
IMMA:	1,021.21
CD's:	10,227.54
Members:	Total Members as of 7/31/08
	146



Appletree Quilting & Viking Center Guild Appreciation Discount For BTQG Members

On the day of each of the two Booneslick Trail Quilters' Guild monthly meetings, Appletree Quilting & Viking Center will offer guild members a 20% discount on non-sale fabric (1/2 yard minimum). Please present your BTQG membership card to take advantage of this offer.

Regular meetings of the Guild are held on the first Monday of the month at 1:00 pm and the first Thursday of the month at 7:00 pm at the Fairview United Methodist Church, 3200 Chapel Hill Rd., Columbia, Missouri. Annual dues are \$30 for the fiscal year of July 1 to June 30. Dues are payable on July 1st. Newsletter deadline is the Wednesday after the Executive Board Meeting at 5:00 pm, of each month. Email items to Jan_Oehrle@centurytel.net



Booneslick Trail Quilters' Guild
P.O. Box 542
Columbia, MO 65205-0542

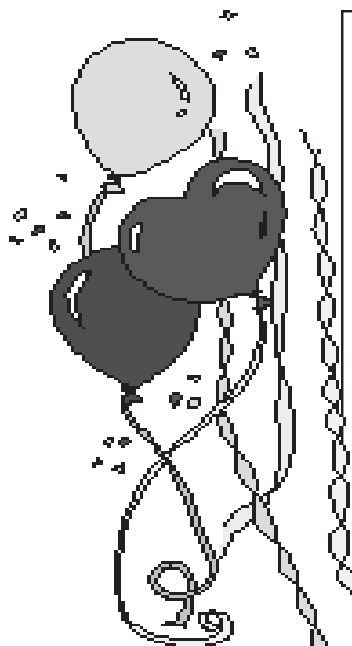


Starlight Piecemakers
Chapter Meeting

September 4th—7:00 p.m.
Toni Steere
 “Quilts for Quilters Who Don’t Have Time
 to Quilt”

Day Chapter Meeting
September 8, 1:00 p.m.*
Round Robin
“Make It and Take It”

*Doors open at 9:00 a.m.



September Birthdays

Deanna Rupp	Sep 02
Beverly Christiansen	Sep 04
Margaret Muegenburg	Sep 04
Mary Tompson	Sep 04
Jan Canyon	Sep 10
Marilyn Smith	Sep 18
Jackie Berry	Sep 23
Lauri Murphy	Sep 24
Joan Waller	Sep 24
Donna Baker	Sep 26
Jo Rohr	Sep 26
Winifred Krause	Sep 27
Betty Ethington	Sep 29
Barb Nixon	Sep 29

Quilt Show Entry Form -

CHANGES in the quilt entry application are explained below. They are --earlier deadline, on-line registration, and a one-time waiver for submitting CEO and President quilts. Please read.

Our goal is to have 300 entries to hang, an average of 10 quilts per years of existence. In order to get the program, map insert, and lay-out done in a timely manner, and accurately, our deadline this year is **October 24th (if mailed October 20th)**, which is about 10 days earlier, SO..... **start** planning your entries. (The difference is we are NOT taking applications at November meetings.) You must be a paid member to enter a quilt.

You will find the entry forms at meetings and on the website and we will include one in the September and October newsletters. However, this year we **STRONGLY ENCOURAGE** you to type your entry directly into the form on the internet. This will make it much easier to do the labels. It also saves the guild money for printing costs. For those who sincerely shudder and shake at the thought of using the internet, we will be happy to accept the hand-written forms. For anyone who is submitting entries by hand, you will also need to fill in your claim check, except for the areas marked "to be assigned." If you do on-line, the computer will fill in the claim check for you.

TO DO ON-LINE REGISTRATION, you need to know the information from the registration form, especially width and height (IN INCHES).

1. Go to BTQG website and click on www.jackiequilts.com (or go there directly)
2. Click on Online Quilt Submission Application. (We decided to eliminate the PASSWORD.)
3. Read the directions at the top, BUT basically you just click on each entry with your mouse and type. EASY.
4. When finished, hit "Submit Quilt."
5. Double check your typing for accuracy.
6. If okay, hit "submit my entry."
7. Print your claim check and label (all filled out for you) **before proceeding**.
8. Then either click on "Submit another quilt," or hit the red X in the upper right hand corner to close windows. Again EASY.

Note: If you choose "wearable" OR "decorative," identify the item by "decorative type," so that we can make arrangements to exhibit it properly. Then fill in approximate size. **IF you enter a CEO or PRESIDENT'S quilt, please indicate what year(s) you served such as 2007-2008 in your description.**

ANOTHER NEW ITEM: The handbook says, "No quilt may be shown that has been in the BTQG show in the last five years." Technically, that means the last two shows. **The board has, however, voted to make an exception for this show allow past CEO and president's quilts. We want to showcase quilts made for our leaders over the past 30 years.**

We have also included friendship quilts on the entry form because if we have enough, I'll group them together and we'll make a label explaining what friendship quilts are

I will be set up at the September and October meetings to answer any questions. If you already know and have finished some of your entries, please submit the forms early. If you have any questions, you can also call me at 660-263-5429 or 660-651-9770 or email me at jjoberry@missvalley.com .

Have fun! *Jackie*

Attention Quilt Show Volunteers!

As everyone knows, it takes many volunteers to produce a quilt show, and we need all our members to participate. There are many tasks to be done, beginning on Thursday, November 20, and continuing until the evening of Sunday, November 23. Most of the setup is done on Friday beginning very early in the morning and continuing until all the quilts are hung.

Friday am: Wanda Marvel and her workers will be cleaning and sorting the poles and transporting them to the Expo Center. *Some of this will be done on Thursday evening if folks and the site are available.* She will need 12 or more volunteers for this job. Husbands are welcome for these tasks.

Friday 7:30 am till 11 am: Jackie Berry needs twelve or fourteen people to receive and check in the quilts. Four people to take careful information and provide a receipt for the person bringing the quilt. We will need an additional eight to ten people to place the quilts in numbered piles in preparation for hanging them.

Friday 8:00 am until all quilts are hung: Wanda's group will put the poles together and hang the quilts. We will need another ten or twelve people to do this. The group will be organized in teams of four, two to insert the rods and two to go up the ladders. Again, husbands are welcome for these tasks. Some of you will need to move ladders around and climb ladders. **If you can bring an 8 to 10 foot ladder, please do so.**

Saturday and Sunday: Many volunteers are needed for the following jobs during the hours of the quilt show, Saturday, 9:30am till 7:00 pm and Sunday, 9:30 am till 5:00 pm. The shifts range from two hours to three and a half hours and are noted on the sign-up sheets.

- ★ Admissions: Take admission (cash or tickets) at the door (seated at a table).
- ★ Raffle: Sell quilt raffle and sewing machine raffle tickets (seated at a table).
- ★ Mega Quilter: Sell raffle tickets (seated at a table).
- ★ Service Booth: Greet guests, give information, answer questions.
- ★ Silent Auction: Take bids for silent auction items (standing and sitting).
- ★ Market Place: Sell items at the Market Place (sitting and standing).
- ★ Hostess: White Glove ladies. This is an on-your-feet job. You will answer questions about and protect the quilts. Shorter (two hour) shifts because of the standing.

Sunday 5:00 to 8:00 pm: 30 to 40 people to close. Teams of three to take down quilts, two to go up the ladders and one catcher. Ten to twelve people to receive, fold, and put the quilts in numbered piles. Two to three people to take numbers for returning the quilts. Eight to ten people to be "runners" to return quilts. Four people to guard the doors when the quilts are being returned.

Whew! That's a lot of people! Please sign up at the next meeting. Thanks in advance.

Pat Leistner and *Donna Burris*, Quilt Show Volunteer Coordinators

Quilts-Creating History One Stitch At A Time.... Nov.22-23, 2008

BTQG 2008 Quilt Show Entry Form

Please read carefully, fill out completely and if hand-written, please print!

Deadline for form: October 24, 2008.

If sent by mail, mail forms by Oct.20th to:

Jackie Berry, 4421 County Rd. 2250 Huntsville MO 65259

Email : jjoberry@missvalley.com

Use a separate entry form for each entry!

This form may be photocopied as needed.

Quilts must be delivered to the Expo Center between 7:30 a.m. and 11:00 a.m. on November 21.

The number of entries is not limited, but indicate your priority in case all quilts cannot be hung.

Priority number: ____ of ____

(1 of 6, 2 of 6, etc.)

To be Assigned by Person Receiving Entry.

Quilts with sleeves hang easier. Please attach a 4" sleeve. Please note: all quilts must have a sleeve or we cannot hang it.

Any Guild member may enter quilts, and may sponsor a quilt(s) from a person who isn't in the Guild. A special category for sponsorship is the Kid's Gallery.

Guild Member Name: _____ email address _____

Address, City, State, Zip _____

Home phone # _____ Work # _____ Cell # _____

Quilt made by member? Yes No--If no, sponsored for _____
Name(s) (Attach additional page if many people)

- Type of Entry: Quilt
- Wall hanging
- Wearable (includes purses)
- Decorative (bowls, table runners, postcards, pot holders, pillows, etc.)
- Name item and size _____
- CEO quilts Presidents' quilts
- Friendship quilts
- Kids' Gallery (quilts made by kids 5-15 years old)

Measure the quilt carefully! Height _____ Width _____
When hung: (measure INCHES top to bottom) (measure INCHES side to side)

Title: _____ This quilt is for sale: No Yes \$ _____

Pattern Name: _____ Owned by: _____

Hand/Machine Pieced by: _____ Hand/Machine Quilted by: _____

Description: Describe your entry. Let the viewer know anything special about it such as pertinent history, why it was made (for a special occasion or recipient), and/or how it was made. This information will be displayed with the entry. Try for 70 words or less to fit in available space below or continue on the reverse side. Text will be edited if needed. Thank you for sharing with us all.

A Claim check

YOUR ENTRY WILL NOT BE AVAILABLE FOR PICK UP UNTIL 6:00 p.m. SUNDAY 11/23/08.

ALL entries must be picked up between 6:00p.m. and 7:00pm. NO EXCEPTIONS.

Whoever picks up the quilt MUST have this claim check in their possession. # _____

Guild Member _____ Quilt Name _____

Entry Type _____ # _____ of _____ ---- _____

----- **Label for quilt** -----

Please complete, cut on dotted lines, and safety pin this label to the **bottom left corner (right corner when looking at the back of the quilt)** of your quilt or quilted item when submitted so that we can identify your quilt easily.

_____ **Row #** _____ (To be assigned)

Name: _____ Quilt Name _____

Address, City, State, Zip _____

Phone #s: Home _____ Work _____ Cell _____

----- **Label for quilt** -----

Show Props

I want to take this time to thank the Prop Committee for their help. This job could not be done without them or without your help. The Quilt Show Prop Committee members are Mona Stevenson, Sally Johnson, Sally Russell and Karon Huggler. The Prop Committee will meet November 6th at 5:00 p.m. at Fairview United Methodist Church. This is before the Starlight Piecemakers Guild meeting that same evening. If you would like to join us please come to the meeting.

There will be prop signup sheets at the day and evening guild meetings in September, October and November. You also have the option of completing the attached form and returning it to me. Items that can be used in the quilt show are small chairs, tables, and iron or metal trellises. Room dividers will also be helpful. We could use greenery, plant stands, garden tools, watering cans, etc. Please no real plants or liquids. We must take every precaution to protect the quilts on loan for the show. Other items on the wish list are: Victorian baskets, hat boxes, doll beds, wash boards, rocking horses, children's furniture, large urns, ironing boards, tricycles, small trunks, sewing items, decorative items, rocking chairs, quilt racks all sized and shapes, sewing baskets, wood baskets all sizes and shapes, Thanksgiving decorations, table cloths, table runners, cloth napkins, wall hangings and picnic baskets.

Please bring your prop items with your quilts to the Expo Center, November 21st. You will also be able to pick them up with your quilts after the quilt show.

A strong show takes the help of each member, thank you for helping with this guild event.

Patti Cantu

My name is _____ and when I bring my quilts to the Expo Center November 21, 2008. I will also bring the following props to be used in the Quilt Show:

1. _____
2. _____
3. _____
4. _____
5. _____

Each item will have my name on it because I want it back.

Give this copy to Patti Cantu, after marking your calendar.

Patti Cantu

3204 Kunlun Dr.

Columbia, MO 65203

Winter Retreat Registration Form

“ABRACADABRA”

February 20, 21, 22, 2009

Name: _____

Address: _____

City: _____ State: _____ Zip _____

Daytime Phone: _____ Evening Phone: _____

E-mail Address: _____

I wish to participate in Secret Sister: _____ Yes; _____ No (If yes, please complete the Secret Sister form on the reverse side.)

Would you like a piece of the Retreat Fabric too make the block? Please check here _____ Yes _____ No.

What is your shoe size? _____ 5-6; _____ 7-8; _____ 9-10; _____ 11-12? [1/2 sizes—round up to the next size.]

CLASSES: Please mark the class(es) you would like to attend in order of preference, i.e. #1 is first choice.*

_____ **Anna Mary Hughes** - a table runner or topper using one fabric.
Saturday Morning, 9:00–11:30 a.m.

_____ **Kay Grebing** – a table runner using a pattern.
Saturday Afternoon 1:00–3:30 p.m. and Saturday Evening, 7:00–9:00 p.m.

*Supply lists for all classes will be included in your retreat packet.

*If you sign up for a class then change your mind, please let Maureen know ASAP.

*Same applies if you want to add the class later; deadline to add is January 31st.

Room Mate Request(s): _____

Special Requirements: (diet, room accessibility, etc.) _____

Retreat Fee: (\$140.00) _____

Check Number: _____

Mail this registration form **with full payment** on/or after **September 24, 2008** to:

Maureen Coyne 3612 W. Campus, Columbia, MO 65203

SECRET SISTER INFORMATION FORM

The Secret Sister activity is optional, but lots of fun! The idea is to pass anonymous small gifts to your Secret Sister throughout the weekend, and one big gift that will be given out Sunday morning at breakfast. The idea is not to spend a lot of money (no more than \$15.00 on the “big” gift), but to give tokens of fun and friendship. Bring your big gift wrapped, with your Secret Sister’s name on the outside and yours on the inside.

Please complete the following questionnaire so your Secret Sister can use this information. You will receive your Secret Sister’s information in your retreat packet.

Name: _____

Number of years quilting? _____ Favorite quilt patterns? _____

I prefer hand piecing or machine piecing? _____

Hand quilting or machine quilting? _____

Favorite colors? _____ Least favorite colors? _____

Type of fabric you enjoy or like to collect? _____

Favorite quilt shop? _____

Favorite quilt designer/author? _____

What pattern would you like to make or have? _____

Hobbies outside of quilting? _____

I like to collect: _____

Favorite’s snacks: _____

Food allergies or special diet considerations? _____

Favorite holiday? _____ Favorite music? _____

What colors are in your sewing room? _____

Other guild members who know your likes & dislikes: _____

Other helpful information? _____

If you have any questions regarding this Secret Sister activity, please contact:
Maureen Coyne at 573-447-1809

LOUISA L. SMITH

2 Day Workshop

\$75.00

A New Twist on **STRIPS 'N CURVES**

Friday & Saturday, October 17 & 18, 2008

**Trinity Presbyterian Church
1600 W Rollins Rd Columbia, MO**

This is a wonderful opportunity to take a workshop from the author and creator of an innovative new quilting technique using a strata & your focus fabric. You will be using a combination of straight lines with gentle curves.

Louisa Smith has methods that will inspire & build your confidence in creating a quilt that bring out your inner muse.

Check out her website (www.quiltscapes.com) for some great inspiration and photos. Your project could be used as a quilt, wallhanging, table runner, or apparel. The public library has a copy of one of her publications. Please contact Ann Rennier (ann@rennier.net or 573.657.5224) with questions.

FABRIC CHOICES:

- Batiks
- Black & Whites
- Asian fabrics
- Floral
- Jewel Tones
- Clear Brights
- Your own color palette!

Mail this registration form with payment and a postmark no earlier than September 1, 2008 to:

Ann Rennier
10900 S. Hardwick Lane
Columbia, MO 65201

Make all checks payable to: BTQG in the amount \$75.00.

Lunch options will be provided for an extra charge.

Supply lists will be provided upon receipt of payment.

NAME: _____ PHONE: _____

CHECK #: _____ EMAIL: _____