

Booneslick Star

# QUILT-A-GRAM

Booneslick Trail Quilters' Guild

<http://btqg.missouri.org>

October, 2008

Member of Heartland Quilt Network

Vol. 31, Issue 4

## From the CEO...

There is nothing I love better than a cool fall day, even rainy, if I have a chance to stay home and quilt! I hope that all of you are getting some time to spend with quilting this month.

Have you decided which quilt you want to put in the quilt show? I have, but I really need to get it off the high rack on our landing. This involves a big ladder and some balancing and I've been putting it off. But I need to get that form in and of course I can't remember the size of that quilt! I'm looking forward to the quilt show; our guild is so talented and creative.

Speaking of creativity, our guild October special activities will give you a chance to be creative. With the "No Frills" retreat, the Louisa Smith workshop, and the redwork class, we can all learn something new or have a chance to finish a project. I always learn something new when I'm around other quilters. I think there's room for you in each of these!

Tonight I hope to do one of the Starlight block of the month blocks. What fun!

*Beth*

## OCTOBER MEETING DATES:

**Starlight Chapter: Oct. 2 - 7:00 p.m.**

**Day Chapter: Oct. 6 —1:00 p.m.\***

\*Doors Open at 9:00 a.m.

## OUR MEETING PLACE:

Fairview United Methodist Church  
3200 Chapel Hill Rd., Columbia, MO 65203

## October Programs . . .

### Day Chapter—

Got A Quilt That Needs Basting?

Our October meeting features a Basting Party and Potluck Luncheon that includes soups, salads, desserts and other delicious treats. You signed up in September to bring something, so bring it!

We will be basting quilts to get them ready for quilting. Be sure to bring your sewing supplies (needles and thread suitable for basting and scissors for clipping threads). Those who plan to bring quilt(s) to be basted please call or e-mail Dennis Smith, 445-7787, [dennis-mith@bessi.net](mailto:dennis-mith@bessi.net) or Dawn Heese, 234-1540, [dawne86@hotmail.com](mailto:dawne86@hotmail.com) and tell us you are bringing quilt(s). This will help us to plan for tabletop spaces so that the basting will be easier – none of that groveling around on the floor stuff!

Bring your appetite, your quilt and your sewing supplies and enjoy the work and companionship. *Dennis*

### Starlight Chapter—

BARN QUILTS of the BOONSLICK

What in the world is a Barn Quilt & and how do barns have anything to do with quilts? Connie Shay, of the Boonslick Tourism Council, will answer that very question; she will explain how this project celebrates diverse ethnic building styles and artistic expression through handmade quilts and how they tie together. I promise this to be a very interesting and informative program so don't miss it. See you there, *Priscilla*

## From the Presidents...

### Day Chapter

It sure is starting to feel like fall with such cool and crisp days. What a great time for a soup luncheon. The church will open at 9:00 a.m. for our October program. We will have tables set up to baste quilts as well as tables for sewing. You can come sit, sew, and socialize if you don't have a quilt ready to baste. I mentioned before that I am the laziest quilter you will ever meet, so you can bet I will find something to bring.

We will have an array of soups, bread, and desserts for you to enjoy. What more could you ask for? Good food, great company, and you don't have to crawl around on the floor to baste your quilt. I hope to see you all there.

The Day Chapter is working out the details for a bus trip to the International Quilt Study Center in Lincoln. We are looking at sometime around the third week of June. There will be two special exhibitions at that time, Chintz Applique: From Imitation to Icon and quilts from Grace Snyder. More information will be coming as soon as we work out the details.

Happy Quilting, *Dawn*

### Day Chapter Hospitality Request

In conjunction with the October Day Chapter quilt basting we will have a soup luncheon. We have six volunteers bringing approximately three quarts each of soup in slow cookers, five volunteers bringing dessert and four bringing bread. Other members are invited to bring an appetizer, salad, bread or dessert to share. Beverages and tableware will be provided.

Please join us for lunch at noon whether or not you can attend for the day.

Just a reminder, we are not allowed to use any of the kitchen's cooking facilities (i.e. microwave, oven or surface burners).

If you have any questions, feel free to contact the hospitality co-chairs Margaret Heller or Carol Tummons by phone (we remain blissfully computer free).

Thank you for your planned participation.  
Margaret Heller

THANK YOU to the round robin station leaders for the Sept. Day Chapter meeting: Susan Gilmore, Cindy Green, Daphne Hedges, Dawn Heese, Barb Nichols, and Joan Westcott.

## Starlight Piecemakers Chapter

Hello all -

What a great and inspirational program Toni Steere gave in Aug. I'm now have her permission not to make such involved quilts for the little ones. I also grew up using quilts and she helped me understand even more why I love quilts. Thanks to all who brought goodies to share - the sugar helped me get home. Also when Susan Gilmore and I closed up, as we drove away we saw 6 does and fawns peacefully grazing in the church lawn. You just never know what you might see when you least expect it.

The fall is here and I'm ready for all the activities. Come share some embroidery time with us on Oct 11 at Copper Kettle to learn from the Red Work Group. [See note on Page 3.

Lots happening this month - enjoy - and we'll see you in Oct. for Connie Shay's lecture on Barn Quilts. Till then - *linda*

**For Sale:** Speed Queen Ironing machine (mangle) with chair. Works great especially for ironing quilt backs or for piecing. \$50.00  
Rigby strip cutter - new, cuts 5/8" to 2" strips of wool or cotton, plus will cut thin wood or reed also. \$100

Jan Canyon - 660-288-3670 or jcanyon@msn.com

### NEWS FROM THE EXECUTIVE BOARD-

The Executive Board approved the deletion of policy 10.c. as reflected in the 2008-2009 Membership Handbook and Directory. Said policy was superseded by the revision of policy 10.a. In July 2007.

### BARE BONES RETREAT

Friday, Oct 3—Sunday, Oct 5, 2008

It's Not Too Late to Sign UP!

Retreat Fee: \$135

Room (2 nights) and Meals Included!

Send your check payable to BTQG to:

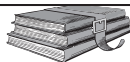
Wanda Marvel

2609 Summit Road

Columbia, MO 65203

Please let Wanda know if you have a room mate and/or special requirements (diet/ room accessibility)! Thanks!

## LIBRARY NEWS



Now that the weather is turning cooler and your gardens have yielded their last crops of the year, why not curl up with a good book featuring quilts and quilters. The library has several books by Jennifer Chia-verini, Monica Ferris and Earlene Fowler. These are light reading and feature subjects you, as a quilter, will recognize.

Some of our latest acquisitions in the library include:

- ★ "The Quilting Primer" by Dorothy Frager;
- ★ "America's Favorite Quilts" by Leslie Linsley;
- ★ "Fabric Lover's Christmas Scrapcrafts" by Dawn Cusick; and
- ★ "We Made It Through the Winter" by Country Threads.

*Carrol, Judy and Willie*

## The Quilt Show clock is ticking...

It may seem like there is plenty of time left, but don't be fooled, my Little Darlings....it moves along quite quickly! Get your quilts and/or wall hangings, or other pieces you may want to display registered with Jackie as soon as you can—even if they aren't quite finished, you can get them registered—I can't wait to see what you have this year! And don't forget, you can sponsor quilts....if you have non-member friends who quilt or who have family quilts that we need to see, visit with them about hanging them in our show.....and watch for young quilters and work with them to display their projects. Silent Auction would like to have more small items and you can make items or contribute extra tools, books, magazines, fabric, etc., to the Quilt Market. Starting with the October meeting I will have admission tickets, machine raffle and quilt raffle tickets for you. The more tickets you can pre-sell, the better for the guild. Nancy Antonio has the beautiful 30's raffle quilt and is waiting on the edge of her chair for you to call her to schedule it to take to functions, meetings, any gatherings you may be attending—she will provide the raffle tickets for you to take along with the quilt. I hope to have a photo of the quilt for you to have with you also. Take quilt show flyers with you....leave them at various appointments and businesses where you are shopping. The quilt show is the perfect event for everyone to have the opportunity to make needed contributions to the guild—it is the opportunity for members to display what this wonderful world of quilting is all about...and it is the opportunity to help with the needed funds for the guild to operate throughout the year. Thanks so, so much for all you do!!! *Mindy*

## Embroidery Workshop

Don't forget to sign up for the embroidery workshop Oct. 11 at the Copper Kettle Restaurant in Ashland, from 10 a.m. to 2 p.m. If you need a ride, call Priscilla Strube at 474-5149. Supply lists will be available at the October guild meetings. If you can't get to a meeting and need a supply list, call Priscilla at the number indicated above.

## Thank You!

A heart filled thank you to the many who have sent me cards and stars. I feel so blessed to be part of this wonderful group. You are an inspiration to me – in friendship and in quilting. Hope it won't be too long until I am out and about. *Peg Queathem*


## Zede's Sewing Studio

(573) 875-2500 | [www.SewHere.com](http://www.SewHere.com)

BERNINA®

baby lock

Inspiration

NEXT EXIT 

## Katydid Designs Studio

Longarm Quilting Service  
Custom Embroidery Design



4107 White Tiger Columbia MO 65202 (573) 256 - Katy

With our Statler equipped Gammill we offer computer precision stitching, low cost and fast turn around.

**We can have your quilt completed in one week or less!**  
Bring in this ad for a 10% discount on your first order

[www.katydidonline.com](http://www.katydidonline.com) [christy@stablestitches.com](mailto:christy@stablestitches.com)

## MARK YOUR CALENDAR

Starlight Piece-makers Meeting	Oct 2 7:00 pm	Fairview United Methodist Church
Bare Bones Retreat	Oct 3-5th	Parkville, MO Wanda Marvel
Day Chapter Guild Meeting Doors open 9 am	Oct 6 1:00 pm	Fairview United Methodist Church
Starlight Piece-makers Board Mtg	Oct 8 6:30 pm	Contact: Linda Sappington
Sassy Stitchers Day Appliqué	Oct 9 9:30 am	Library Contact: Donna Burris
Quilt History Interest Group	Oct 9 1:30 pm	Library Contact: Bettina Havig
Executive Board Meeting	Oct 13 6:30 pm	Beth Dessem's home
Day Chapter Board Meeting	Oct 14 9:30 am	Library Contact: Dawn Heese
Deadline for Newsletter items	Oct 15 5:00 pm	E-mail to: Jan Oehrle joehrle@centurytel.net
30's Group	Oct 15 7:00 pm	Appletree Quilting Ctr Contact: Kay Grebing
Adventurers Group	Oct 16 6:30 pm	Contact: Angie Weithman
Louisa Smith - Wonderful Art of Stripping!	Oct 16 7:00 pm	Trinity Presbyterian 1600 W. Rollins Rd Columbia, MO
WORKSHOP: New Twist on Strips 'n Curves	Oct 17 & 18 10: 30 am	Trinity Presbyterian 1600 W. Rollins Rd Columbia, MO
Quilt Show Meeting	Oct 19 1:30 pm	Library Contact: Mindy Smith
Charm Group	Oct 21 9:30 am	Library Contact: Kay Shoner
Redwork Group	Oct 23 9:00 am	Janice Haralson's Home Contact: Myrna
Night Appliqué	Oct 27 6:30 pm	Library Contact: Joan Westcott
Traditional Group	Oct 28 9:00 am	Contact: Emma Jo Raines
Art Group	Oct 28 6:30 pm	Appletree Quilting Center Contact: Jackie Berry

**Silent Auction** is looking for items like baskets, jewelry, cross stitch pictures, purses, table runners or sets for the table, and wall hangings. We appreciate all the effort you are doing to help the show. Suzanne, Janice, and Sally

## TIPS, TOOLS & TRICKS

We have received information from Dr. Margaret Ordonez, head of the textile conservation program at the University of Rhode Island and a PhD textile chemist about a "new" soap/detergent that has been given the seal of approval to use on historic cotton and linen textiles. It is "All - Free" - which can be easily found in any large grocery store.

"All-Free" has both anionic and ionic surfactants which not only cleans more types of soil than does Orvus WP paste, but also rinses out much better. Although the current formula contains an optical brightener, it is not formulated for cellulosic fibers - i.e. it does not affect cotton or linen fabrics.

Needless to say, all the guidelines given for wet cleaning historic textiles still apply as to the care one must use when handling fragile wet fibers.

## Quilt Market Report

**October should be our big month for collections for the Market Place. Our present plan is to start sorting and marking prices, and doing our final preparations the second week of October. Please bring everything possible to the October meetings. If you're running really behind like I am, we will take items at the November meetings also but are trying to get as much as possible done earlier.**

**We have a few items that we could still use:**

<b>Machine covers:</b>	<b>Goal - 30</b>	<b>Recd - 17</b>
<b>Totes:</b>	<b>Goal - 30</b>	<b>Recd - 25</b>
<b>Walker bags:</b>	<b>Goal - 30</b>	<b>Recd - 14</b>
<b>Place mats (sets)</b>	<b>Goal - 20</b>	<b>Recd - 13</b>
<b>Pillow cases:</b>	<b>Goal - 40</b>	<b>Recd - 25</b>

**There are still some table runners out from Kay's class, but I'm sure you are quilting frantically on these to get them ready by October.**

**We're looking good for the show. Thanks for everyone for their hard work.**

*Carrol*



## Quilt Show Etiquette [Part IV]\*

The Submission Process . . . With the advancement of technology, the photography submission can vary widely. Slides of quilts may no longer be accepted and digital images may be the norm. Digital images must not be manipulated with digital image editing software.

Size Limitations . . . Accurately measuring the quilt should be one of the first steps in the paperwork process to enter a show. Categories may be limited so measurements may be crucial to category selection. All shows have rules with respect to category placement and if the quilt is entered in the wrong category based on incorrect measurement, it can be disqualified.

Other Disqualifiers may include . . . stains (unless on antique or vintage pieces), pet hair or odors. Smoke is particularly unpleasant as it can migrate to other quilts that are nearby. The quilt should also be free of markings. Quilts with markings will either be disqualified or eliminated from the judging process.

Some shows disallow kit quilts. Kit quilts are defined as quilts where the pattern and fabrics are predetermined and pre-packaged, often assembly line fashion. If kits are not allowed, remember that even changing some of the fabrics does not change the fact that it was from a kit.

Follow the specific information provided on method of construction and requirement for hanging sleeves. Avoid trying to enter a piece that requires a special hanging apparatus.

Next month, a word about personal security information.

\*From Understanding the Quilt Show World by Rita Blocksom. [Used with permission from the author.]

## WE NEED YOUR PROPS. . . .

**It's not too late.** There will be prop sign-up sheets at the day and evening guild meetings in October and November. You also have the option of completing the props form (below) and returning it to me. Items that can be used in the quilt show are small chairs, tables, and iron or metal trellises. Room dividers will also be helpful. We could use greenery, plant stands, and garden tools watering cans. Please no real plants or liquids. We must take every precaution to protect the quilts on loan for the show. Other items on the wish list are: Victorian baskets, hat boxes, doll beds, wash boards, rocking horses, children's furniture, small book cases, large urns, ironing boards, tricycles, small trunks, sewing items, decorative items, rocking chairs, quilt racks, all sized and shapes, sewing baskets, wood baskets, all sizes and shapes, Thanksgiving decorations, tablecloths, table runners, cloth napkins, wall hangings and picnic baskets. If the item you are thinking of bringing is a family heirloom please do not bring it since this show is open to the public. Bring something that can be replaced.

Please bring your prop items with your quilts to the Expo Center, November 21<sup>st</sup>. You will be able to pick them up with your quilts after the quilt show.

Thank you, Patti Cantu

Don't Forget to Sign Up For the. . . .

### "Abracadabra" Retreat!

Rickman Center - Feb 20, 21, 22, 2009

Sign up forms were in the September newsletter. Send your completed Registration and Secret Sister-form and check to Maureen Coyne on or after 9/24. Lets have some fun, and learn a thing or two with no interruptions. Hope to see you there!

### **The Wonderful Art of Stripping!**

October 16th 7:00 pm

Trinity Presbyterian Church

Please join us for our special guest speaker

**Louisa Smith** for her lecture "The Wonderful Art of Stripping!" Louisa will guide us to a new view of strip piecing using a variety of design possibilities. Her slide presentation will help us explore all the Strips and Curves designs, as well as many Bargello type quilts.

www.quiltescapes.com

### **Props Form**

My name is \_\_\_\_\_ and  
when I bring my quilts to the Expo Center November 21, 2008, I will also bring the following props  
to be used in the Quilt Show.

1. \_\_\_\_\_
2. \_\_\_\_\_
3. \_\_\_\_\_
4. \_\_\_\_\_

Each item will have my name on it because I want it back.

Give (or mail) this copy to Patti Cantu, after marking your calendar.

A strong show takes the help of each member; thank you for helping with this guild event.

Patti Cantu  
3204 Kunlun Dr.  
Columbia, MO 65203

## **BTQG Handbook Updates!**

Anne Roberts Coleman (late renewal)  
1714 Lakewood Dr.  
Columbia, MO 65202  
573-474-1881      KathyAnne@centurytel.net

Connie Shay (new member)  
341 St. Rt. J  
Fayette, MO 65248  
660-248-2011      cshay341@sbcglobal.net

Carolyn Licht (late renewal)  
4203 Big Sur Blvd.  
Columbia, MO 65203  
53-234-1689      clicht@centurytel.net

Beverly Wyatt (late renewal)  
301 Lindell Dr.  
Columbia, Mo 65203  
573-442-4915

Judy Wood (late renewal)  
9131 N. Phillipe Rd.  
Hallsville, MO 65255  
573-696-3559      judwood@hotmail.com

Julie Martin (late renewal)  
149 Papillon Dr.  
Swansea, IL 62226  
618-222-7299      huntsmantollers1@att.net

Marla Mueller (late renewal)  
8860 W. Rt. O  
Rocheport, MO 65279  
573-445-3757      marlamueller@yahoo.com

Birthday correction: Elsie Langland 3/22

## **Hello, Guild Members!**

**It's time to sign up** for our quilt show shifts! Donna Burris and I will be at each Guild meeting from now until the quilt show (November 22 and 23) with our sign-up sheets. Several of you have already put your names on the dotted lines at the September meetings, but there are still many slots to fill. Please check your calendars (maybe bring them with you to the meetings) and sign up at the next meeting. You can check in the September newsletter, page 10, for descriptions of each job. Please be generous with your time, because we need many hours of work from each of us to put on this big event. This is our biggest money maker and a great opportunity to contribute to our community and the quilt world in general. If you haven't worked at one of our quilt shows in the past, you have missed a fun and worthwhile activity. It's a terrific way to get to know some of your fellow Guild members and to make a significant contribution to our organization. We want and need your participation. If you have any questions about the tasks, please feel free to call Donna or me. We are both in the Guild directory. We will have an assignment reminder sheet available for you to fill out and take with you so that you will know what you have agreed to do. Also, the signup sheets, with the names filled in, will be on the Guild website so that you will be able to check there to see what you have signed up for. You will not be able to sign up on-line, however.

Thanks, **Pat Leistner**, 446-0811

## **Something Fun to See in K.C.**

On November 5, 2008, The Toy & Miniature Museum of Kansas City will open an original exhibit, *Pieced with Love: Girls and Doll Quilts of the Victorian Age*. The exhibit features a selection of doll quilts from the renowned Mary Ghormley Collection. The quilts, on loan from Mrs. Ghormley, will be used to explore both the domestic art of quilting and the common themes depicted in children's handiwork. Highlights:

- ★ **Pieced with Love: Girls and Doll Quilts of the Victorian Age** - Exhibit opens Nov 5<sup>th</sup>, 2008 and runs through March 29, 2009.
- ★ **Childhood Treasures: Quilts by and for Children** by author Merikay Waldvogel – Saturday, Nov 8<sup>th</sup>, 2008 at 10:30 a.m. Ms. Waldvogel, joined by Mrs. Mary Ghormley, will give a talk about the collection followed by a tour of the exhibit and a book signing.
- ★ **Beginning Quilting Workshop for Girls** – Saturday, Nov 15<sup>th</sup> 1- 4 p.m. American girls have been making quilts for generations – continue the tradition with this mother/daughter or grandmother/granddaughter quilt workshop for beginners.
- ★ **Behind the Scenes: Curatorial Quilt Preservation** – Saturday, Jan 24<sup>th</sup> at 11:00 a.m. Museum Curator Kristie Dobbins will give a talk on quilt preservation and demonstrate the best practices for preserving your family treasures.

More Info: [www.toyandminiaturemuseum.org](http://www.toyandminiaturemuseum.org).

## QUILT-A-GRAM

Published monthly by Booneslick Trail Quilters' Guild, a not-for-profit organization, established in 1978, and dedicated to educating its members and the community in the art and appreciation of quilt making.

### 2008-2009 BTQG Executive Board

CEO /Chairman:	Beth Dessem	573-256-6825
Vice-Chairman:	Ann Rennie	573-657-5224
Secretary:	Mona Stevenson	573-698-2019
Treasurer:	Daphne Hedges	573-635-9782
Publications:	Jan Oehrle	573-441-9972
Quilt Show:	Mindy Smith	573-874-1308
Librarian:	Willie Morris Carrol Lewis	573-445-4217 573-657-4532
Historian	Sharon Lawler	573-696-0102
Retreat Chair	Maureen Coyne Cindy Green	573-447-1809 573-239-0029
Service Project:		
Web page Editor:	Janet Hollandsworth	573-445-1073
Prog. Coordinator	Bettina Havig	573-449-1602
Day Chapter Pres:	Dawn Heese	573-234-1540
Evening Chapter Pres:	Linda Sappington	573-657-9445
Past CEO:	Kay Grebing	573-442-2561

### Day Chapter Board

President:	Dawn Heese	573-234-1540
Vice-President:	Dennis Smith	573-445-7787
Secretary:	Joan Westcott	573-874-8160
Membership:	Donna Baker Christy Gray	660-248-1880 573-474-0019
Hospitality:	Carol Tummons Margaret Heller	573-445-9174 573-446-1942
Friendship Blocks:	Barb Nichols Cindy Green	573-657-9595 573-239-0029
Past President:	Bettina Havig	573-449-1602

### Starlight Piecemakers Board

President:	Linda Sappington	573-657-9445
Vice-President:	Priscilla Strube	573-474-5149
Secretary:	Susan Gilmore	573-874-9554
Membership:	Jeannie Amos Bonnie Licklider	573-657-1173 573-449-7890
Hospitality:	Nancy Jackson Terri Crane	573-445-6136 573-447-3040
Friendship Blocks:	Connie Foster Joan Pottinger	573-474-6590 573-443-5303
Past President:	Carol Fresenburg	573-657-4284

## WHAT'S HAPPENING...

**Now to Oct 12**—Quilts: Flora Botanica —Spencer Museum of Art, Kress Gallery, 1301 Mississippi Street Lawrence, KS 66045 Info: 785-864-4710; [www.spencerart@ku.edu](http://www.spencerart@ku.edu).

**Aug 31-Oct 5**— Elements From the Front Range Contemporary Quilters, Staugh Memorial Museum, 111 N. Aztec, Montezuma, KS. Info: 620-846-2527.

**Sep 27-Oct 12**—Heart of America Quilt Show. Crown Center Atrium and Showplace, 2450 Grand Blvd., KC, MO. Free Admission. Info: [www.quiltguildofgkc.com](http://www.quiltguildofgkc.com).

**Oct 3-4**— Quilt Congress 2008, Quilters on Fire, Twin Lakes Baptist Church Hope Center, Mountain Home, AR Info: [jenniembritel@gmail.com](mailto:jenniembritel@gmail.com).

**Oct 8-11**— AQS Quilt Show, Des Moines, Iowa. Info: [www.americanquilter.com](http://www.americanquilter.com).

**Oct 11-12**—Starlight Quilters Guild 2008 Quilt Show - Shawnee Indian Mission, North Building, 3403 W. 53rd. Street Fairway, Kansas. Info: [www.geocities.com/starlightquilters](http://www.geocities.com/starlightquilters).

**Oct 17-18**— BTQG Fall Workshop with Louisa Smith.

**Oct 29-Nov 3**—BTQG Bus Trip to Houston!

**Nov 5-Mar 29**—The Toy & Miniature Museum of Kansas City, Pieced with Love: Girls and Doll Quilts of the Victorian Age. More Info: [www.toyandminiaturemuseum.org](http://www.toyandminiaturemuseum.org).

I have a sewing machine to donate to the African project. Can someone tell me who to contact to make the donation? *Mindy Smith*

### Treasurer's Report - August 31, 2008


Checking:	\$6,033.62
IMMA:	\$1,031.43
CD's:	\$10,261.60
Members:	Total Members as of 8/31/08
	202



### Appletree Quilting & Viking Center Guild Appreciation Discount For BTQG Members

*On the day of each of the two Booneslick Trail Quilters' Guild monthly meetings, Appletree Quilting & Viking Center will offer guild members a 20% discount on non-sale fabric (1/2 yard minimum). Please present your BTQG membership card to take advantage of this offer.*

Regular meetings of the Guild are held on the first Monday of the month at 1:00 pm and the first Thursday of the month at 7:00 pm at the Fairview United Methodist Church, 3200 Chapel Hill Rd., Columbia, Missouri. Annual dues are \$30 for the fiscal year of July 1 to June 30. Dues are payable on July 1st. Newsletter deadline is the Wednesday after the Executive Board Meeting at 5:00 pm, of each month. Email items to [Jan\\_Oehrle@centurytel.net](mailto:Jan_Oehrle@centurytel.net)



**Booneslick Trail Quilters' Guild**  
**P.O. Box 542**  
**Columbia, MO 65205-0542**

*Important BTQG Dates*

- Sept. 24** – Mail Feb. Retreat Reg. Form
- Oct. Mtgs** – Deliver Market Place Items
- Oct. Mtgs** – Sign Up To Work at the Show
- Oct 3-5** – Bare Bones Retreat
- Oct. 6** – Take treats to Day Chapter Mtg.
- Oct. 11** – Redwork Workshop – Ashland
- Oct. 16** – Louisa Smith Reception
- Oct. 17-18** – Louisa Smith Workshop
- Oct. 20** – Deadline for mailing  
                     Quilt Show Entry form
- Oct. 24** – Deadline for submitting online  
                     Quilt Show Entry Form

**Starlight Piecemakers**  
**Chapter Meeting**

**October 2—7:00 p.m.**  
**Connie Shay**

**BARN QUILTS**

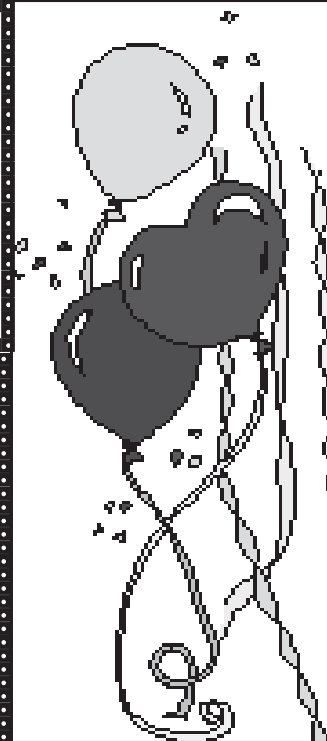
**Day Chapter Meeting**

**October 6, 1:00 p.m.\***

**Basting Party**

\*Doors open at 9:00 a.m.

**October Birthdays**



Mavis Mitzel	Oct 05
Robin Heider	Oct 07
Jeannie Amos	Oct 08
Ann Rennie	Oct 08
Linda Sappington	Oct 09
Mona Stevenson	Oct 09
Hsiao-Mei Wiedmeyer	Oct 10
Pat Leistner	Oct 13
Jean Brueggjenjohann	Oct 15
Myrna Powers	Oct 17
Laura A. Eggeman	Oct 18
Connie Foster	Oct 18
Linda Carlson	Oct 19
Mary Petersen	Oct 19
Alice Snyder	Oct 21
Janice Haralson	Oct 22
Michael Marsh	Oct 24
Ruth E. Davis	Oct 26
Velma Dykstra	Oct 27
Dawn Heese	Oct 27
Sally Russell	Oct 27
Kathy Ellsworth	Oct 29
Bettina Havig	Oct 29
Joan Pottinger	Oct 30



## Quilt Show Entry Form (October meetings — last chance to hand-deliver)-

**CHANGES in the quilt entry application are explained below. They are --earlier deadline, on-line registration, and a one-time waiver for submitting CEO and President quilts. Please read.**

Our goal is to have 300 entries to hang, an average of 10 quilts per years of existence. We now have 29 with 2 President quilts and 2 friendship quilts. In order to get the program, map insert, and lay-out done in a timely manner, and accurately, our deadline this year is **October 24<sup>th</sup> (if mailed October 20<sup>th</sup>)**, which is about 10 days earlier, SO..... **start** planning your entries. (The difference is we are **NOT** taking applications at November meetings.) You must be a paid member to enter a quilt.

This year we **STRONGLY ENCOURAGE** you to type your entry directly into the form on the internet. This will make it much easier to do the labels. It also saves the guild money for printing costs. For those who sincerely shudder and shake at the thought of using the internet, we will be happy to accept the hand-written forms. [**NOTE: You will find the entry forms in the September newsletter, at the October meetings and on the website if you don't wish to do on-line entries.**] For anyone who is submitting entries by hand, you will also need to fill in your claim check, except the areas marked "to be assigned." If you do on-line registration, the computer will fill in the claim check for you. Kathy Singleton and Shirley Beckett were the first to enter on-line, and both indicated it was easy to do.

TO DO ON-LINE REGISTRATION, you need to know the information from the registration form, especially width and height (IN INCHES).

1. Go to BTQG website and click on [www.jackiequilts.com](http://www.jackiequilts.com) (or go there directly).
2. Click on Online Quilt Submission Application. (We decided to eliminate the PASSWORD.)
3. Read the directions at the top, BUT basically you just click on each entry with your mouse and type. **Be sure you pull down the arrow that says type of entry** in order to choose CEO, President, Friendship, Wall hanging, decorative, etc. EASY.
4. When finished, hit "Submit Quilt."
5. Check your typing for accuracy.
6. If okay, hit "submit my entry."
7. Print your claim check and label (all filled out for you) **before proceeding**,
8. Then either click on "Submit another quilt," or hit the red X in the upper right hand corner to close windows. Again, EASY.

Note: If you choose "wearable" OR "decorative," identify the item by "decorative type," so that we can make arrangements to exhibit it properly. Then fill in approximate size. **IF you enter a CEO or PRESIDENT quilt, please indicate what year(s) you served such as 2007-2008 in your description.**

**NEW ITEM:** The handbook says, "No quilt may be shown that has been in the BTQG show in the last five years." Technically, that means the last two shows. **The board has, however, voted to make an exception for this show to allow past CEO and president quilts. We want to showcase quilts made for our leaders over the past 30 years.**

We have also included friendship quilts on the entry form, because if we have enough, I'll group them together and we'll make a label explaining what friendship quilts are.

I will be set up at the October meetings to answer any questions. If you already know and have finished some of your entries, please submit the forms early. If you have any questions, you can also call me 660-263-5429 or 660-651-9770 or email me [jjoberry@missvalley.com](mailto:jjoberry@missvalley.com).

*Have fun! Jackie*

**Wow - I don't believe it!** What a treat to have been drawn for the Day Chapter friendship quilt. Here's my story -

I started sewing with embroidery - pillow cases and samplers - and making doll clothes when I was probably no older than 7 or 8. When I was 9, I made my first night shirt - set in collar and sleeves - for a Girl Scout badge. My mother, sister, and grandmothers were all garment makers. None of us make garments anymore - I'm the only one, of my immediate family who currently quilts.

I've been in the Guild for 15 years, and found a true love. I have only one award attributed to my quilting; a challenge fabric wall hanging that I won Best Use of Traditional Block at one of the BTQG quilt shows.

My husband says I'm a hobby collector. Besides sewing, I've tried my hand at crocheting, knitting, cross-stitching, tailoring, German schernitte, porcelain jewelry making, and clay pottery. But my favorites are quilting, card making, gardening, and photography. Guess my favorites are the more expensive ones - hee hee!

I retired about 2 1/2 years ago from Federal Service of 32 years as a fishery biologist. I am thoroughly enjoying every retirement minute. In addition to bowling, I also do gardening, dancing and traveling with friends and family. I have a husband, who's an incredible musician and entertainer, a son and daughter in-law, 2 grand children, and a daughter, who recently became engaged. The wedding will be next summer.

I haven't made my mind up yet on a block. I have a couple in mind - it's just making up my mind. Look forward to meeting everyone who wants to participate - see you at the Oct. Day Chapter meeting. *Linda Sappington*

## **A Report From Our Historian**

Our guild has quite a wealth of past newsletters, newspaper clippings, photos, and slides in the historian records. Each month I will put a few items in the newsletter that hopefully will be of significance in the big picture of the guild. I will also bring a few photo albums to the guild meetings each month. The pictures are so great in showing predominant fabric color choices for the different decades, quilt show entries, and (inadvertently) even dress and hair styles. Please take a few minutes before guild meetings to browse through the picture albums. My reason for bringing the pictures is two fold: for your enjoyment and for you to help identify people and quilts in some of the pictures that have no information written on them. Bettina Havig, Edith Leeper, Margaret Muegenburg, Cindy Green, and Boo! Kula spent a much appreciated and productive evening sorting and organizing newsletters, papers, and pictures of the history of our Guild. Some duplicates of pictures, newsletters, and membership books of various years will be offered to any interested members at the October guild meetings. You can look through a small stack from various years and take any you want. There are some slide commentaries in the historian materials that have no slides to go with them. Does anyone have slides of national-type quilting events that might match these commentaries? Call me at 696-0102 if you can shed any light on pages that seem to be describing slides that are not in the historian materials. Thanks a bunch.

*Sharon Lawler*, Historian 2008-09

## **Sliced Italian Cookies (Biscotti)** (From the Kitchen of Cecile Mazan)

1 stick of melted margarine  
3/4 cup sugar  
3 eggs  
1 teaspoon of flavoring (vanilla, almond, anise, etc.)  
1 1/2 teaspoons of baking powder  
2 cups of flour

In a mixing bowl beat eggs well, add sugar and melted margarine, flavoring, flour and baking powder. Beat well. Dough will be sticky.

Make 2 log rolls per each greased cookie sheet. I spoon drop my rolls then go back with floured fingers and shape them into rolls.

Bake in a 375 degree oven for 25 min. until light golden brown. Remove and let cool for about 5 minutes, then slice diagonally about 1/2 inch apart. Place slices on their sides and return to the oven and bake for another 10 to 12 minutes until pale golden brown. Cool completely.

Add ins.....

Almond flavoring, almonds and 1 cup dried blueberries.

Vanilla flavoring, shelled pistachios and 1 cup chopped dried apricots.

Orange flavoring, orange zest and 1 cup dried cranberries.

1 teaspoon grated ginger and 1 cup of dried cranberries.

Orange flavor & zest and 1 cup of chocolate chips. \*\* These will need to be cooled completely before cutting.

Drege bottoms in melted white chocolate or semi-sweet chocolate or drizzle chocolate on each cookie.

Makes approx. 3-4 dozen.

# LOUISA L. SMITH

2 Day Workshop

**\$75.00**

## A New Twist on **STRIPS 'N CURVES**

**Friday & Saturday, October 17 & 18, 2008**

**Trinity Presbyterian Church  
1600 W Rollins Rd Columbia, MO**

This is a wonderful opportunity to take a workshop from the author and creator of an innovative new quilting technique using a strata & your focus fabric. You will be using a combination of straight lines with gentle curves.

Louisa Smith has methods that will inspire & build your confidence in creating a quilt that bring out your inner muse.

Check out her website ([www.quiltescapes.com](http://www.quiltescapes.com)) for some great inspiration and photos. Your project could be used as a quilt, wallhanging, table runner, or apparel. The public library has a copy of one of her publications. Please contact Ann Rennier ([ann@rennier.net](mailto:ann@rennier.net) or 573.657.5224) with questions.

### FABRIC CHOICES:

- Batiks
- Black & Whites
- Asian fabrics
- Floral
- Jewel Tones
- Clear Brights
- Your own color palette!

Mail this registration form with payment and a postmark no earlier than September 1, 2008 to:

Ann Rennier  
10900 S. Hardwick Lane  
Columbia, MO 65201

Make all checks payable to: BTQG in the amount \$75.00.

Lunch options will be provided for an extra charge.

Supply lists will be provided upon receipt of payment.

NAME: \_\_\_\_\_ PHONE: \_\_\_\_\_

CHECK #: \_\_\_\_\_ EMAIL: \_\_\_\_\_