

Booneslick Star

QUILT-A-GRAM

Booneslick Trail Quilters' Guild

<http://btqg.missouri.org>

February, 2009

Member of Heartland Quilt Network

Vol. 31, Issue 8

From the CEO...

Is everyone staying warm? I found the quilt I keep on the back of my favorite sewing chair very handy last night as the wind and cold hit Columbia. Now if I could just keep my hands warmer, I'm sure my quilting stitch would improve!

After a lovely time with my family over the holidays, I'm finding the quiet of January to be welcome. I'm looking forward to the Saturday punch needle workshop; it's fun to try something completely different and nice to be among guild members. I'm sure our Monday morning workshops are great--it's just hard for me to get away from work. Bettina's January workshop must have been great (they always are!) and Mindy has a new workshop coming up in February. In addition to the chapter programs, there is a lot we can all learn during these cold months. Next I want to try a jelly roll quilt!

We were all saddened to learn of the sudden loss of Kay Grebing, past CEO of the guild. Kay was a generous and willing teacher for me when I became CEO. Her service reminded me of the wonderful circle of friends we have in the guild and I know Kay's memory will be cherished by all who knew her. I'm looking for a cheery, scrappy quilt book to donate from the guild in Kay's memory to the Columbia Public Library. If you have any suggestions, please e-mail me at dessem@gmail.com.

Take care, everyone. *Beth*

FEBRUARY MEETING DATES:

Day Chapter: Feb. 2 —1:00 p.m.*

Starlight Chapter: Feb. 5—7:00 p.m.

*Doors Open at 9:00 a.m

OUR MEETING PLACE:

Fairview United Methodist Church
3200 Chapel Hill Rd., Columbia, MO 65203

February Programs . . .

Day Chapter— There's nothing quite like winter in Missouri - ever present, ever changing and kind of surprising - like some quilts and quilters we've all known and loved. On February 2, 9 a.m., Mindy Smith will teach a class on Free Motion Quilting. [Registration required!] This is another quilting skill you can add to your repertoire and have fun learning with Mindy and your quilting friends. Free motion quilting is more than just using a sewing machine; it includes techniques for creating effective and unusual backgrounds that will showcase your fabrics. After a lunch break, Mindy will speak with us about how to "Free Your Creative Spirit." We all have it - that creative spirit - it just needs Mindy Smith to trigger your new ideas. See you February 2!
Dennis

Starlight Chapter—

MIXED MEDIA MADNESS

Zede Donohue and Linda Bratten will share with us the joy of using current art techniques and interesting media on today's quilts, such as paint, print, glue and added fibers, stones, beads and shells. Zede says the industry is always changing and quilters are trying to keep up with it. Zede and Linda will show a wide variety of media used to add sizzle, texture and pizzazz to your creations. As Zede says, this is not your grandmother's quilt.

This presentation is sure to please all the "art" quilt enthusiasts in the guild!

See you there, *Priscilla*

From the Presidents...

Day Chapter

Hello all,

Boy it sure has turned cold. I thought it was cold before but we are really getting it now. Lucky for you guys we have just the thing to warm you up—Free Motion Quilting with Mindy Smith. Mindy is teaching a workshop in the morning followed by a lecture at the chapter meeting. You won't want to miss this. Mindy is a wonderful teacher even when the student is at kindergarten level like myself. Register today!

In March we will have a morning workshop on a notions tote. This is a fun project using a quilted placemat. Bettina will teach this workshop. These totes are fast and make great gifts. The registration form is in this newsletter on page 9.

I want to also remind everyone about the upcoming bus trip. This is a wonderful opportunity. The exhibit will feature quilts from Grace Snyder. If you are not familiar with her story check out her book in the library "Time On My Hands." It is remarkable. We will also be able to take advantage of a behind the scenes look at the care and preservation of quilts. A registration form for the trip is on page 5. We need 30 people to fill the bus. The cost on this trip will actually be a little less than first thought. The guild has decided to offset some the costs to make it more affordable for everyone, so let's go to Lincoln!

As usual the church will open at 9:00 am. If you are not one of the lucky ones in the workshop you can still come sit, sew, and socialize. I hope to see you all there. *Dawn*

News from the Executive Board

The board approved a motion that the guild provide \$500 to offset part of cost of the May 15-16 bus trip to the quilt museum in Lincoln, Nebraska.

Thanks from the Grebing Family. . .

I would like to thank the guild on behalf of the Kay Grebing family for all the great food and help you gave on the day of Kay's funeral. The family did not know all your names to send cards but would like you each to know how much your generosity and kindness helped them at a very stressful and sad time. Kay would have been so grateful for all you did. She loved the guild so much. We miss her every day.

Jane Lee

Starlight Piecemakers Chapter

Hello everyone. . .

The new year is here and my year is half over. **WOW**, time flies! I want to let everyone know how much I appreciate the contribution of time, talent, goodies, items, etc. that you have donated to the guild. With everyone giving a little of themselves, it makes the guild a strong group. Linda Faulk and her helpers presented a great show! I now have some idea of what I could do with those Jelly Rolls.

Be sure to read the information on Toni Steere's workshops coming up at the end of March on pages 4 and 6 of this newsletter.

See you at next month's meeting - *Linda*

TIPS, TOOLS, TRICKS & TIDBITS

By Janice Haralson

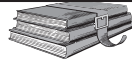
Happy New Year to all of you! This month I want to introduce you to the Quilt Halo. This tool is a round circle with edges that are slightly rough and rubbery. The edges allow the Halo to grab your quilt and allows you to quilt smoothly. Hold the edge of the Halo with gentle pressure and this will give you the control that is needed to machine quilt designs. This tool was used to quilt the best of show quilt at Houston, TX. Sharon Schamber sells these on her web site: www.sharonschamber.com. The reason Sharon and her husband designed and perfected this tool is that she is handicapped by an illness and needed help to continue quilting. She also has a video on YouTube that shows how to use this tool.

My tips: 1) Place a piece of wax paper under pieces of fabric you are sewing to keep them from sliding around. Once pieces are sewn, tear away wax paper. Using wax paper or freezer paper under your sewing will allow the fabric to glide over the feed dogs on your machine. This is very helpful when you are sewing curves. Ironing pieces right sides together will also help them stick together when you are sewing. 2) Collect your threads as you sew by the following methods: a) a small paper bag taped to your sewing table; b) a slightly damp wash cloth on a plate; c) a small piece of batting; or d) masking tape, folded sticky side out.

***** ★ **Workshop Date Correction!!** ★

★ **Please Note:** The correct date for Mindy Smith's
★ Free Motion Quilting Workshop is **February 2nd**.
★ All other information on the Registration Form in
★ the January newsletter is correct.
★

LIBRARY NEWS



We have some books in the library that will compliment our upcoming speakers. You should come by and see what we have that would be of interest to you. Jan Patek will be one of March programs. We have some of her books in our library: "Kelly's Bunnies," "Quilts for a Winter's Day" and "Quilts for a Summer's Day." These books show piecing and applique techniques. The "Kelly's Bunnies" book has kids quilts.

Mindy Smith will present the program at one of the February meetings. We have Anne Eddy's "Thread Magic" that will give you more insight into free form quilting.

The following is a list of new acquisitions:

- ★ Star Quilts - The Legendary Kansas City Star Patterns
- ★ Prairie Flower - A Year on the Plains by Barbara Brackman
- ★ Jelly Roll Quilts by Pam Lintott.

Please help us find the following books that seem to have been misplaced.

- ★ Country Christmas Quilting
- ★ Happy Holidays
- ★ Treasure of the Trunk.

Please call Willie Morris, Judy Gieselman or Carrol Lewis if you have these books so we can get them checked out to the proper person. Thanks for your help.

Willie, Judy & Carroll

Hamburger Pie.....Serves 6*

Filling

- 1 lb. ground beef
- 1 onion, chopped
- 1 can tomato soup or italian seasoned diced tomatoes
- 1 can green beans, drained
- 1 tsp. chili pepper, (or use 1 tsp. chili seasoning)
- 3/4 tsp salt; pepper to taste.

Heat oven to 350 degrees.

Brown ground beef and onions, then drain fat. Mix ground beef, onion, tomato soup and seasoning. Pour into lightly greased casserole dish. Layer green beans on top.

Use leftover prepared mashed potatoes or Betty Crocker Homestyle Mashed Potatoes (2 envelopes) prepared as directed and add 1 egg slightly beaten.

[If using leftover mashed potatoes, add 1/2 cup warm milk and 1 egg slightly beaten.] Spoon mashed potatoes on top of green beans.

Bake for 40 minutes then sprinkle top with grated cheese. Bake an additional 5 minutes.

*Patti Cantu brought this delicious dish to a Sit 'n' Sew several weeks ago.

MARK YOUR CALENDAR

Machine Quilting Workshop Pre-registered	Feb 2 9:00 pm	Fairview United Methodist Church Mindy Smith
Pushing the Limits- Row By Row	Feb 2 9:30 a.m.	Library Jackie Berry
Day Chapter Guild Meeting Doors open 9 am	Feb 2 1:00 pm	Fairview United Methodist Church
Starlight Piece-makers Meeting	Feb 5 7:00 pm	Fairview United Methodist Church
Executive Board Meeting	Feb 9 6:30 pm	Beth Dessem's home
Day Chapter Board Meeting	Feb 10 9:30 am	Library Dawn Heese
Deadline for Newsletter items	Feb 11 5:00 pm	E-mail to: Jan Oehrle joehrle@centurytel.net
Sassy Stitchers Day Appliqué	Feb 12 9:30 am	Library Donna Burris
Quilt History Interest Group	Feb 12 1:30 pm	Library Bettina Havig
Starlight Piece-makers Bd Mtg	Feb 12 6:30 pm	Contact: Linda Sappington
30's Group	Feb 18 7:00 pm	Contact: Jane Lee
Charm Group	Feb 19 9:30 am	Library Kay Shoner
Adventurers Group	Feb 19 6:30 pm	Contact: Angie Weithman
Night Appliqué	Feb 23 6:30 pm	Library: Joan Westcott
Art Group	Feb 24 6:30 pm	Appletree Quilting Ctr Jackie Berry
Redwork Group	Feb 26 9:00 am	Contact: Myrna Powers
Traditional Group	Feb 26 9:00 am	Contact: Emma Jo Raines

Attention Hand Quilters: Millie Kaiser at Appletree will be ordering the lap stand, 10-14 inch combination, that was recommended. She would like to have those who want them call the shop before Feb. 10 to pre-order. That will ensure that she orders enough. The retail price should be about \$44.00. This is the best possible apparatus for hand quilting on the market. Bettina

BTQG Handbook Updates!

Darlene Kruse (new member)
5 Lucerne Court
Columbia, MO 65203
573-268-2003/ dkruse@mchsi.com

Doris Stewart (new member)
6150 Rock Quarry Rd.
Columbia, MO 65201
573-819-1765/ stewartdf@aol.com

Betty White (new member)
203 Meadow Lane
Hallsville, MO 65255-9405
573-696-3776/ bettyj49@centurytel.net

Stephanie Henderson (renewal)
3901 Tropical Lane
Columbia, MO 65201
573-888-6414/ stephanie@wildhavencreative.com

Spaghetti Bake*

Brown 2 lbs. ground beef with ½ cup chopped onion. Add 32 oz Ragu or Prego spaghetti sauce with mushrooms. Simmer 10 minutes. Break a 12 oz pkg. of spaghetti into quarters. Cook, rinse and drain. Mix spaghetti and sauce together.

Melt 4 tbs. oleo and stir in 3 ½ tbs. flour and ½ tsp salt. Add 1 ½ cups undiluted evaporated milk and 2/3 cup water. Cook over medium heat until slightly thick. Add 1 cup grated mozzarella cheese and 4 tbs. parmesan cheese. Stir sauce until cheese is melted.

In 9 x 13 Pyrex dish, spread ½ spaghetti mixture, then all the cheese sauce. Top with the rest of spaghetti mixture. Then, top with 1 cup grated mozzarella cheese. Bake 30 minutes at 350 degrees. Can be frozen.

*Willie Morris made this casserole for the Grebing family and it got rave reviews. I thought the BTQG members might like it too! Jano

Katydid Designs Studio

Longarm Quilting Service
Custom Embroidery Design



With our Statler equipped Gammill we offer computer precision stitching, low cost and fast turn around.

4804 Maple Leaf Dr
Columbia MO 65201

Christy Gray - Owner/Designer
(573) 256-Katy Call anytime for more information

www.katydidonline.com

christy@stablestitches.com

The Department of Corrections Restorative Justice Reentry program at the women's prison would like to have full or queen size batts. They can also use our quilt fabric remanants for piecing or backing. If you want to assist the rehabilitative quilting efforts of women prisoners, call or email me and I'll arrange with you to take your contributions to Jeff City.

Daphne Hedges

808-4412 or 573-635-9782

ehedges@embarqmail.com

REGISTRATION FORM

TONI STEERE'S PRAIRIE POINT WORKSHOP

MARCH 27, 2009

10 a.m.-2 p.m.

Toni will teach us a fun and easy way to make a prairie point binding. In preparation for this workshop, participants need to have a wall hanging already quilted and ready for the binding. Your binding fabric will need to coordinate with the your wall hanging. Patterns will be available at the February guild meetings.

Prairie Point class fee is \$15.00; Pattern is \$3.50. Class is limited to 20 participants.

Deadline for Registration for this workshop is March 16.

NAME _____ AMT. PAID _____

PHONE # _____ CHECK # _____

E-MAIL: _____

ADDRESS: _____

Make checks payable to: BTQG. Mail to: Priscilla Strube, 5103 St. Charles Rd., Columbia, Mo. 65201

If you have questions, you may call Priscilla at 573 474-5149 or e-mail her at pstrube@centurytel.net.

REGISTRATION FORM

Bus Trip to the International Quilt Study Center & Museum

Lincoln, Nebraska

Friday, May 15 and Saturday, May 16, 2009

Your chance to see many wonderful quilts of yesteryear with good friends and go shopping.

Name: _____

Address: _____

City: _____ State: _____ Zip: _____

Daytime Phone: _____

Roommate Request: _____

Fee \$130.00 - Includes transportation, admission to the Center & Museum, double room and breakfast.

If you wish to take the additional behind-the-scenes tour of storage collection and photography studio there is an additional charge of \$25.

Please complete the above form and mail it along with either your \$130.00 or \$155.00 to:

Joan Westcott

11101 Trimble Road

Harrisburg, MO 65256

There was a complete description of this trip in the January Newsletter. If you have other questions please feel free to call Joan at 573-874-8160. Let her know if wheelchairs or walkers are needed and she'll see they are included on the bus.

Day Chapter Friendship Block Winner Bettina Havig has been quilting since 1970, teaching since 1974 and owned a quilt shop, The Quilt Cottage, from 1977-1985. Bettina Havig is a quiltmaker, teacher, lecturer, judge, quilt historian, and consultant. She has been on the programs of virtually every major quilt event. She has taught for guilds or events in 42 states as well as in Germany, England, Ireland, Wales, Spain, and Scotland. In 2008 she was the featured artist for the Spanish Patchwork Association's annual conference held in Stiges, Spain; it included an exhibition of her quilts.

She is an active member of the American Quilts Study Group and served as its president 2002-2006. She serves on the board of the National Quilt Museum in Paducah; she is returning to the board of the IQSC in Lincoln in June.

Her work has been published in multiple quilt magazines, both in the US and in Europe. She is the author of six quilt books and a seventh is due out in the fall.

Bettina is a charter/ founding member of both BTQG and the Missouri State Quilters Guild.

Bettina has chosen a variation of Square in a Square block for her friendship quilt. There will be instructions and patterns at the February Day Chapter meeting. The block is a simple one to construct. It can be done by hand, machine and can be rotary cut if desired.

Bettina says it is a great compliment to have friends share in the making of a quilt. Friendship quilts have a long tradition, one that this activity honors. She asks that you take the information and make a block if you wish. Each friendship block that one makes extends not just friendship but also stretches quilt making skills.

Bettina thanks in advance all who make blocks for her. Unfortunately she will not be able to attend the February meetings. Because of her travel/teaching schedule she will be teaching at a retreat in California that week. If there are questions about the block call or email her. She will be in and out of town but will reply as soon as she can.

Meet Starlight Piecemakers' Friendship Block Winner Marilyn Russell. . .

"I was born and brought up in Arkansas, oldest of six, and graduated from Baylor and Duke universities. I taught English, Spanish, and science in public schools in Virginia and North Carolina and in three community colleges and two small liberal arts colleges. My husband, Bob, is a retired minister and we have a daughter and grandson in Livonia, Michigan and a son in Springfield, Missouri.

My mother, grandmothers, great-grandmothers and at least one great-great-grandmother quilted but none of the five women in my generation did so. A great tradition was going to die out and I couldn't stand it so I took my first quilting class about 25 years ago. However, I did not get really involved until I joined BTQG about 15 years ago. Other than two nine-patch quilts I made for Rainbow House, the first quilt I finished was a hot-air balloon wall hanging for a quilt show challenge. It is still a favorite. I also really enjoyed stamping and inking on fabric and making wall hangings and a large quilt from blocks exchanged among the Ink-A-Doos.

I love to read and listen to music of all kinds (but I have to work at opera) and do puzzles, especially picture, crossword and sudoku. I like the look of two-color quilts but will probably never get around to making one so I want you to help me make a red and white quilt. You will have a choice of making a red and white nine-patch or a red heart appliqued onto a white background. Red work aficionados may embroider the red heart." *Marilyn*

TONI STEERE'S BUDDY WORKSHOP

Friday March 27, 6 p.m. – 9 p.m. &

Saturday March 28, 9 a.m. - 4 p.m

Fairview United Methodist Church.

This "Buddy" workshop will be great way to end the week; grab a friend and together you will make 2 gorgeous TRIP for 2 to BOSTON quilts. It all starts Friday night; one member of the "team" will cut fabric into strips and the second member of the "team" will sew them together. On Saturday, the strips sets will be sewn into two, Trip to Boston quilts; each team member leaves with a quilt. We will break for lunch on Saturday; you can order out, bring a sack lunch, or go out, your choice.

Workshop price is \$30.00 (\$15.00 per person). Pattern is \$9.00 (\$4.50 per person).

Toni has limited the workshop to eighteen teams; so get your registration form in on February 9 (see below).

Toni suggests using Batiks for this project because says the colors flow so well but you may use any cotton fabric of your choice. Fifteen (15) fabrics are needed; team members may want to shop together.

Patterns will be available at both Chapter meetings in February.

Detach Here-----

REGISTRATION FORM

Fee: \$30.00 per team plus pattern. Pattern is \$9.00/ packet - there are 2 patterns to a packet.

You will need a sewing machine in good working condition, your quilt making supplies and an iron and ironing board per team.

Registration forms and fees will not be accepted before February 9.

Deadline for registration is: March 18.

Name: _____ Check #: _____

Phone: _____ Amount: _____

E-mail: _____

Make checks payable to: BTQG. Mail registration and check to Priscilla Strube, 5103 St. Charles Rd., Columbia, MO 65201.

If you have questions, you may e-mail Priscilla Strube at: pstrube@centurytel.net or call her at 573-474-5149.

QUILT-A-GRAM

Published monthly by Booneslick Trail Quilters' Guild, a not-for-profit organization, established in 1978, and dedicated to educating its members and the community in the art and appreciation of quilt making.

2008-2009 BTQG Executive Board

CEO /Chairman:	Beth Dessem	573-256-6825
Vice-Chairman:	Ann Rennie	573-657-5224
Secretary:	Mona Stevenson	573-698-2019
Treasurer:	Daphne Hedges	573-635-9782
Publications:	Jan Oehrle	573-441-9972
Quilt Show:	Mindy Smith	573-874-1308
Librarian:	Willie Morris Carrol Lewis	573-445-4217 573-657-4532
Historian	Sharon Lawler	573-696-0102
Retreat Chair	Linda Sappington Priscilla Strube	573-657-9445 573-474-5149
Service Project:		
Web page Editor:	Janet Hollandsworth	573-445-1073
Prog. Coordinator		
Day Chapter Pres:	Dawn Heese	573-234-1540
Evening Chapter Pres:	Linda Sappington	573-657-9445
Past CEO:		

Day Chapter Board

President:	Dawn Heese	573-234-1540
Vice-President:	Dennis Smith	573-445-7787
Secretary:	Joan Westcott	573-874-8160
Membership:	Donna Baker Christy Gray	660-248-1880 573-474-0019
Hospitality:	Carol Tummons Margaret Heller	573-445-9174 573-446-1942
Friendship Blocks:	Barb Nichols Cindy Green	573-657-9595 573-239-0029
Past President:	Bettina Havig	573-449-1602

Starlight Piecemakers Board

President:	Linda Sappington	573-657-9445
Vice-President:	Priscilla Strube	573-474-5149
Secretary:	Susan Gilmore	573-874-9554
Membership:	Jeannie Amos Bonnie Licklider	573-657-1173 573-449-7890
Hospitality:	Nancy Jackson Terri Crane	573-445-6136 573-447-3040
Friendship Blocks:	Connie Foster Joan Pottinger	573-474-6590 573-443-5303
Past President:	Carol Fresenburg	573-657-4284

WHAT'S HAPPENING...

Now-Mar 29—The Toy & Miniature Museum of Kansas City, *Pieced with Love: Girls and Doll Quilts of the Victorian Age*. More Info: www.toyandminiaturemuseum.org.

Feb 2—Mindy's BTQG Free Motion Quilting Workshop.

Feb 20, 21, 22—BTQG February Retreat, Rickman Center, Jefferson City, MO.

Mar 2— Bettina's sewing, quilting, notions tote workshop.

Mar 27-28— Toni Steere's Prairie Point & Buddy Workshops

May 15-16—BTQG Bus Trip to International Quilt Study Center & Museum, University of Nebraska at Lincoln.

June 6—BTQG Annual Meeting.

Oct 2-4—BTQG Bare Bones Retreat.

Sandy Moritz's Dip*

The dip was made from a Wind in the Willow mix, the caramel apple flavor. These can be purchased at IB Fruit & Nuts, Stickey Wicket in Mexico and Frameworks.


There are all kinds of flavors available. *Sandy*

*As requested at Day Chapter Mtg on 1/5 from the kitchen of Sandy Moritz.

Zede's Sewing Studio

(573) 875-2500 | www.SewHere.com

BERNINA®



Inspiration

NEXT EXIT



Treasurer's Report - December 31, 2008

Checking:	\$16,196.10
IMMA:	\$1,032.18
CD's:	\$10,377.51


Members:	Total Members as of 12/31/08	228
----------	---------------------------------	-----



Appletree Quilting & Viking Center Guild Appreciation Discount For BTQG Members

On the day of each of the two Booneslick Trail Quilters' Guild monthly meetings, Appletree Quilting & Viking Center will offer guild members a 20% discount on non-sale fabric (1/2 yard minimum). Please present your BTQG membership card to take advantage of this offer.

Regular meetings of the Guild are held on the first Monday of the month at 1:00 pm and the first Thursday of the month at 7:00 pm at the Fairview United Methodist Church, 3200 Chapel Hill Rd., Columbia, Missouri. Annual dues are \$30 for the fiscal year of July 1 to June 30. Dues are payable on July 1st. Newsletter deadline is the Wednesday after the Executive Board Meeting at 5:00 pm, of each month. Email items to Jan Oehrle at joehrle@centurytel.net.



Booneslick Trail Quilters' Guild
P.O. Box 542
Columbia, MO 65205-0542

Happy Valentine's Day!



Day Chapter Meeting

February 2nd—1:00 p.m.*

Mindy Smith

"Free Your Creative Spirit"

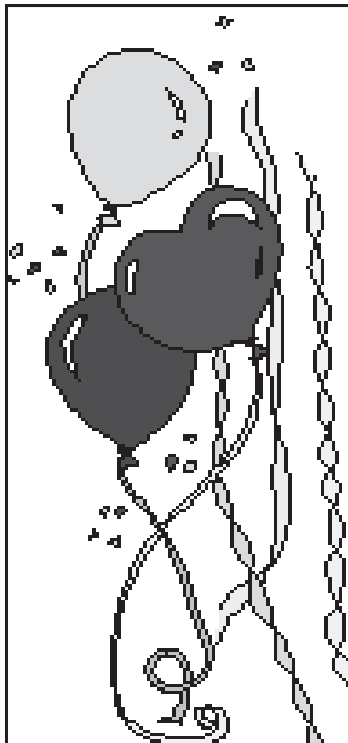
*Doors open at 9:00 a.m

Starlight Piecemakers Chapter Meeting

February 5th—7:00 p.m.

Zede Donohue/Linda Bratten

"Mixed Media Madness"



February Birthdays

Debbie Efting	Feb 02
Trish Hilgedick	Feb 02
Boo! Kula	Feb 02
Janet Sampson	Feb 02
Sandy Womack	Feb 05
Carrol Lewis	Feb 06
Marilyn Kirby	Feb 07
Nancy Ankeney	Feb 09
Rona Duncan	Feb 10
Kathleen Benish	Feb 12
Dianne Riley	Feb 12
Zede Donohue	Feb 13
Willie Morris	Feb 14
Beverly Wyatt	Feb 14
Jo Ann Bryan	Feb 15
Helen McCord	Feb 25

Peanut Brittle Recipe*

2 cups granulated sugar
1 cup light corn syrup
1/2 cup water
1/2 teaspoon salt
3 cups raw shelled Spanish peanuts, skins on

2 tablespoons butter
1 teaspoon vanilla extract
2 teaspoons baking soda

Preparation: Heat sugar, syrup, water and salt to a rolling boil in a heavy **2-quart**, saucepan. Add peanuts. Reduce heat to medium and stir constantly. Cook to hard crack stage (293° F). Add butter and vanilla, then baking soda. (For safety's sake, keep in mind that when you add the baking soda, the mixture will dramatically increase in volume and could spill over the sides of the saucepan.) Beat rapidly and pour onto a lightly greased baking sheet, spreading to 1/4-inch thickness. When cool, break into pieces. Store in an airtight container. Makes about 2 pounds Dixie Peanut Brittle. Makes: 8 serving. *As requested, from the kitchen of Sandy Moritz

A Note from Sally Russell. . . .

Dear Guild Members,

I want to express my heartfelt thanks to all of you who have been so kind in sending friendship stars, well wishes and prayers my way. I have had continuous correspondence from many of you since August, which has kept my spirits high and given me the strength to keep a positive attitude. I am recovering nicely and it truly warms my heart that so many of you have shared your concerns. Thank you for being such a fantastic group of women that I call true friends.

Love to All, *Sally Russell*

Workshop: Sewing/quilting notions tote: March 2nd

This is a zippered tote for your sewing and quilting notions. It is made using a quilted place mat and zip lock plastic bags. The tote zips closed and has handles for easy carrying.

Supplies:

- ★ One quilted cotton placemat, oval or rectangular, with curved corners. Choose one that has a flat, not shirred, binding. You may purchase one or make your own. *These may be hard to find so don't leave it to the last minute. The rest of the supplies depend on the colors in the placemat. If you make your own you may use double faced pre-quilted fabrics or machine quilt yourself.*
- ★ two 16" zippers to match the placemat
- ★ four yards of 7/8" gross grain ribbon--match or coordinate with your placemat or with the zipper color (best)
- ★ 10-12 zip lock storage bags, freezer weight is best, 4-6 in quart size and 4-6 in gallon size
- ★ thread to match zipper color and/or ribbon color
- ★ sewing machine and cord, bobbins, adapter, and extension cord. (zipper foot optional but very useful)
- ★ pencil or fabric marker
- ★ basting needle, straight pins, thimble, and scissors, and a ruler.

Detach here- - - - -

Registration Form

The workshop will be held **March 2, 8:30-12:00 noon** at Fairview Methodist Church. Limit 20. You **must** pre-register. Confirmation will be sent via email (snail only if you don't have email). Cost: \$12.50.

Send your registration to Bettina Havig, 1108 Sunset Lane, Columbia MO, 65203

Make your check payable to BTQG. **Registrations must be postmarked on or after Feb. 10, 2009 .**

Name: _____

Address: _____

City, state and zip: _____ Phone: _____

Email: _____ Check # _____

From Our Historian: Miscellaneous tidbits from BTQG history.*

- ★ **1989** Jinny Beyer presented a lecture on borders in quilt making and two workshops: Design Fragmentation and Creating a Sophisticated "Scrapbag" Quilt.
- ★ **1989** The third annual quilting retreat was held at Rickman Center with 28 quilters in attendance. Workshops were on miniatures, log cabin tree skirts, quilting feather designs, and notebook-size totes. Quilters also worked on challenge projects and viewed slides from the 1989 AQS show.
- ★ **1997** Betty Lenz won 3rd place in the Mixed Techniques, Professional or Amateur division of the 1997 AQS show.
- ★ **1997** Susan Leonard, Nancy Kennedy and Bettina Havig helped fulfill one of the purposes of BTQG (to teach and promote quilting) by giving lectures and workshops at several schools in the Columbia area.
- ★ **1997** The annual Bed and Breakfast was attended by nearly 100 persons and 18 out of town guests used the B & B option. The presenters for the 1998 Bed and Breakfast were Irma Gail Hatcher, Libby Lehman, and Doreen Speckman.
- ★ **1997** The annual meeting in June was held at Dulany Banquet Room at Columbia College.
- ★ **1997** The Quilting Retreat held at Rickman Center offered the following workshops: Foundation Piecing with Betty Lenz, Seminole Piecing with Roslyn Dial, Circular Flying Geese with Sarah Maxwell, and Reverse Applique with Linda Carlson. Sandy Womack presented a slide show of BTQG members showing their sewing rooms and/or fabric stash.
- ★ **1997** Win Krause created a web page for BTQG through the COIN system at the library.
- ★ **2000** BTQG had a booth at the Heritage Festival that is held each September in Nifong Park. This helped fulfill the Guild's mission for teaching and educating the public on the art of quilting.
- ★ **2000** Speaker and workshop instructor was Helen Kelley who had recently visited England. Her workshops were Sticks and Stones (log cabins and 4-patches) and My Thyme is Your Thyme (appliqué flowers). [She wrote the "Loose Threads" column in Quilter's Newsletter Magazine. Helen died September 1, 2008.]
- ★ **2000** UFO quilting time was held the second Saturday of each month at Boone Electric's Community Room from 9 a.m. until 9 p.m.
- ★ **2001** Mike Yeley, a quilter from Jefferson City, presented a program on quilting from a male perspective. He brought quilts to show and also had some exhibited at the last BTQG show.
- ★ **2001** Show and Tell feature was added to the guild's web page. Win Krause was available to talk member's through the process of submitting jpeg pictures to the site.
- ★ **2001** The seventh annual Bed and Breakfast with 20 guests from England was held four nights in March. The English quilters stayed in homes of BTQG members, attended (along with BTQG members) workshops and lectures by three nationally known quilters, and netted the guild \$1600. The three nationally known quilters were Gerry Kimmel-Carr, Judy Mathieson, and Mary Stori. Chair of the B & B committee was Bettina Havig.

*Hasn't Sharon Lawler done a wonderful job of pouring over all of those old records to find this interesting information! Thanks Sharon!

Thank you to everyone who brought a treat to share at the January Day Chapter meeting. It was all appreciated as we could tell from the comments. The treat table will continue in February, the month of the guild's founding and Valentine's Day. Consider one of those as a theme for treats to bring. There will be cupcakes and assorted hot and cold beverages. We can make it more "green" if you bring your own mug. The important thing is the camaraderie fostered by our morning gatherings. Advice is shared and friendships are growing. All in all, it's a feast for body, mind and eyes. Join in the fellowship. Come for the morning and bring something to stitch and your lunch.

Margaret and Carol

Marge Hicks found this interesting site re Artfull Bras for Breast Cancer. Check it out <http://www.quiltersofsc.org/artfullbras/artfullbras.htm>.

For Quilt History Buffs...from Bettina

The Feb. issue of Quilter's World included this info. re Elizabeth Keckley, the slave who purchased her own and her son's freedom and was Mrs. Lincoln's dressmaker. Go to docsouth.unc.edu/neh/keckley/keckley.html to read the electronic edition of Elizabeth's book *Behind the Scenes or, Thirty Years a Slave, and Four Years in the White House*.

Go to dept.kent.edu/museum/collection/keckley.htm for photos of the Elizabeth Keckley quilt.