

Booneslick Star

# QUILT-A-GRAM

Booneslick Trail Quilters' Guild

<http://btqg.missouri.org>

December, 2008

Member of Heartland Quilt Network

Vol. 31, Issue 6

## From the CEO...

As I write this, the quilt show is less than a week away, and I'm really looking forward to seeing everyone's work. Quilt shows always make me wish for more time to quilt, and hopefully all of us will have some quiet time over the holidays to spend quilting. My family is very understanding of my quilting obsession!

I've been reading *The Winding Ways Quilt* by Jennifer Chiaverini this week, and wishing I could go to the Elm Creek Quilt Camp. But then I realized that I can do the Mid-Missouri version of this at our February retreat! I'm already planning in my head what I'll make, and looking forward to taking a class from one of our gifted members, too. There are still a few spots open if you, too, are dreaming of a weekend of quilting and friends.

The December meetings will also offer us a chance to spend time with guild friends, and perhaps to make a new friend or two over our fabulous potluck meals. Both chapters have planned fun activities, and I'm sure we'll all have a great time. See you there! *Beth*

## DECEMBER MEETING DATES:

**Day Chapter: Dec. 1 —Noon.\***

**Starlight Chapter: Dec. 4 - 6:00 p.m.\*\***

\*Doors Open at 9:00 a.m, Luncheon at Noon, Auction at 1:00 p.m..

\*\*Doors Open at 5:00 p.m., Dinner at 6:00 p.m., Auction at 7:00 p.m.

## OUR MEETING PLACE:

Fairview United Methodist Church  
3200 Chapel Hill Rd., Columbia, MO 65203

## December Programs . . .

### Day Chapter—

It's all about CHRISTMAS tree! Bring some treasures for the auction sale (both quiet and loud) and be prepared to purchase some of the really neat items your quilting buddies have brought for your enjoyment. Best of all, you are giving to your guild to support speakers and activities in the coming year. We will have a carry-in meal: you carry in the side dishes and the guild will supply the meat and beverages. Sound good? You betcha!

*Dennis*

**Check out the Hidden Block Contest—Page 4.**

### Starlight Chapter—

#### CHRISTMAS DINNER & AUCTION

I'm looking forward to our annual holiday dinner and the Starlight Chapter's first holiday auction. Please bring items to be auctioned by the professional auctioneer that will be joining us; we guarantee this to be a fun and exciting evening. We will also have a silent auction. Remember, not all items have to be quilted. There are many items that can be offered. Later in the newsletter you'll find a few suggestions to help get your creative juices flowing. Now for the dinner; we'll do the alphabet method for the dishes: A-F - VEGETABLES; G-K CASSEROLES, ENTREES; L-R-DESSERTS; S-Z APPETIZERS, BREAD, SALAD.

These are our suggestions; if you have a burning need to bring a Crown Rib Roast or scallops in wine sauce instead of bread, please, feel free to do so.

*Happy Holidays, Priscilla*

## From the Presidents...

### Day Chapter

Hello to all!

Can you believe it is almost Christmas? It has really snuck up on me. I don't know where November has gone. It is already time for our Christmas luncheon and auction. I am really looking forward that. I can't wait to see all the treasures everyone brings. We will have a silent auction as well as a live auction. Kay Grebing will be making a return appearance as our auctioneer and Barb Nichols will assist as her clerk.

Our hospitality committee continues to awe me month after month with their themed decor. I would like for everyone to bring Christmas wall hangings and stockings for display to compliment their handiwork. Also, bring your Christmas quilts for Show and Tell.

With the onset of Christmas we begin to look ahead to the new year. I want to ask everyone to make a New Year's resolution to quilt all those tops you have stored away. We have two fantastic workshops lined up to help you keep that resolution. In January, Bettina Havig will teach a hand quilting workshop. The registration form is in this newsletter. There is a limit of 20 students so sign up early. In February, Mindy Smith will be teaching a machine quilting workshop. I can't think of a better way to start the new year.

So, gather your auction items, grab your side dish, and meet me for lunch.

*Dawn*

P.S. Doors open at 9:00; Lunch at Noon!

### Fall Workshop Financial Report

The Louisa Smith workshop was full with 20 persons in attendance. \$3,000.00 was budgeted for this event.

Total Expenses: \$2,235.80

Total Income: 1,500.00

Deficit: (\$ 735.80)

### News from the Executive Board

The Executive Board approved the purchase of the book In Celebration of Quilting by Lynette Jensen for donation to the Columbia Public Library in memory of Pam Oliver, former member and former owner of Miss Millie's Quilt Shop.

## Starlight Piecemakers Chapter

Hello Fellow Quilter's -

By the time you get this, the quilt show will be over and we will all be thinking about the upcoming holidays. Don't forget to come to the Starlight Holiday Dinner - Auction/Silent Auction on Dec 4. **Doors open at 5:00 p.m.; Dinner is at 6:00 p.m.**

Bonnie Licklider has arranged for us to have an authentic auctioneer to help us out this year. And, the Evening board has been working hard to make this a night full of holiday spirit. Check Priscilla's article on Page 1 for dishes to bring and don't forget your auction item(s). Hope your Thanksgiving is full of turkey - I know mine will be.

See you in Dec - *Linda*

### Suggestions for Auction / Silent Auction


These are a few suggestions to get your creative ideas flowing— **The list is endless!!**

- Gently used books
- Baked Goods
- Needlework
- Unassembled Blocks
- Co-ordinated Fat Quarters
- Canned Goods
- Quilted items
- Hand Crafts
- Kits
- Jewelry

### How About Service Items?

- Sewing Binding on a Quilt
- Machine or Hand Quilting an Item
- Making Continuous Binding
- Making a Dessert (later date)
- Helping Cut Quilt Blocks
- Afternoon of Running Errands
- Feeding someone's cat
- Walking a dog
- Decorating a cake
- Wrapping Christmas gifts
- Preparing a meal for four
- Baby Sitting

# LIBRARY NEWS



Need last minute Christmas ideas and gifts? The library has several books with Christmas quilts, crafts and decorating ideas including:

- “Christmas Quilts & Crafts” by Eleanor Burns
- “Country Christmas Sewing” by Eleanor Burns
- “Holiday Happenings” by Christal Carter
- “It Must Be Christmas” by Lynette Jensen
- “A Quilter’s Christmas” by Marti Michell
- “Quick Christmas Quilts” by Debbie Mumm.

Louisa Smith, our special guest presenter in October, presented the library one of her books “Strips ‘n Curves – A New Spin on Strip Piecing.” Nativity Star

Be sure to stop by the library table. We almost always have books, patterns and magazines for sale at bargain prices. Happy Holidays!!

*Willie, Carol & Judy*

## Have You Signed Up for the Rickman Retreat 2009 - Puzzled ???

We still have places left for 7 ladies at the Retreat; Feb, 20, 21 & 22, 2009. The cost: \$140.00. If you’re interested, the registration and secret sister forms are available via the web **OR** in the September newsletter. If you need a copy – call Linda, 657-9445, and she’ll mail you one. Don’t miss the fun, good food, uninterrupted time to sew, non-stop snacking and more!

**Congratulations to Rachel White**—Day Chapter Friendship Block winner for October. More on Rachel in the January Newsletter.

# Katydid Designs Studio

Longarm Quilting Service  
Custom Embroidery Design



4107 White Tiger Columbia MO 65202 (573) 256 - Katy

With our Statler equipped Gammill we offer computer precision stitching, low cost and fast turn around.

**We can have your quilt completed in one week or less!**  
Bring in this ad for a 10% discount on your first order

www.katydidonline.com christy@stablestitches.com

\*\*\*\*\*  
**THE FLOUR SACK\***  
 BY COLLEEN B. HUBERT  
 In that long ago time when things were saved,  
 when roads were graveled and barrels were staved,  
 when worn-out clothing was used as rags,  
 and there were no plastic wrap or bags,  
 and the well and the pump were way out back,  
 a versatile item, was the flour sack.  
 Pillsbury's Best, Mother's and Gold Medal, too,  
 stamped their names proudly in purple and blue.  
 The string sewn on top was pulled and kept;  
 the flour emptied and spills were swept.  
 The bag was folded and stored in a sack  
 that durable, practical flour sack.  
 The sack could be filled with feathers and down,  
 for a pillow, or it would make a nice sleeping gown.  
 It could carry a book and be a school bag,  
 or become a mail sack slung over a nag.  
 It made a very convenient pack,  
 that adaptable, cotton flour sack.  
 Bleached and sewn, it was dutifully worn  
 as bibs, diapers, or kerchief adorned.  
 It was made into skirts, blouses and slips.  
 And mom braided rugs from one hundred strips;  
 she made ruffled curtains for the house or shack,  
 from that humble but treasured flour sack!  
 As a strainer for milk or apple juice, strong,  
 to wave men in, it was a very good use,  
 as a sling for a sprained wrist or a break,  
 to help mother roll up a jelly cake,  
 as a window shade or to stuff a crack,  
 we used a sturdy, common flour sack!  
 As dish towels, embroidered or not,  
 they covered up dough, helped pass pans so hot,  
 tied up dishes for neighbors in need,  
 and for men out in the field to seed.  
 They dried dishes from pan, not rack  
 that absorbent, handy flour sack!  
 We polished and cleaned stove and table,  
 scoured and scrubbed from cellar to gable.  
 We dusted the bureau and oak bed post,  
 made costumes for October (a scary ghost)  
 and a parachute for a cat named jack.  
 From that lowly, useful old flour sack!  
 So now my friends, when they ask you  
 as curious youngsters often do,  
 'before plastic wrap, elmer's glue  
 and paper towels, what did you do?'  
 Tell them loudly and with pride don't lack,  
 'grandmother had that wonderful flour sack!'  
 \*Submitted by Linda Sappington  
 \*\*\*\*\*

## MARK YOUR CALENDAR

Day Chapter Guild Meeting Doors open 9 a.m. Luncheon at Noon	Dec 1 1:00 p.m.	Fairview United Methodist Church
Starlight Piecemakers Meeting Doors open at 5:00 p.m. Holiday Dinner at 6:00 p.m.	Dec 4 7:00 p.m.	Fairview United Methodist Church
Executive Board Meeting	Dec 8 6:30 p.m.	Beth Dessem's home
Day Chapter Board Meeting	Dec 9 9:30 a.m.	Library Dawn Heese
Deadline for Newsletter items	Dec 10 5:00 p.m.	E-mail to: Jan Oehrle Joehrle @centurytel.net
Sassy Stitchers Day Appliqué		No December Mtg
Quilt History Interest Group	Dec 11 1:30 p.m.	Library Bettina Havig
Starlight Piecemakers Bd Mtg	Dec 11 6:30 p.m.	Contact: Linda Sappington
Traditional Group	Dec 16 9:00 a.m.	Contact: Emma Jo Raines
Charm Group	Dec 16 9:30 a.m.	Library Kay Shoner
30's Group	Dec 17 7:00 p.m.	Appletree Quilting Ctr
Adventurers Group	Christmas Star	No December Mtg
Quilt Show	Nov 22-23	Holiday Inn
Night Appliqué		No December Mtg
Art Group	Dec 30 6:30 p.m.	Appletree Quilting Ctr Jackie Berry

### Reminder. . .

Since winter is just around the corner. . .if you are ever in doubt as to whether a BTQG meeting has been cancelled, check KOMU -TV, Channel 8 and remember—if school is cancelled— NO meeting!

## Visions of Sugarplums At the Day Chapter? . . .

Perhaps! Join us for our Holiday luncheon at 12 noon on December 1st preceding the Day Chapter meeting and auction. The entrees will be provided by the chapter hospitality committee (baked ham and vegetable lasagna). The rest of the meal will be provided by you, our members. Please bring a side dish, salad, bread, or dessert to share. Come enjoy a delicious holiday meal before the exciting Christmas auction. See you there!

*Margaret and Carol Jean*

### Can You Find the Hidden Blocks?

The names of six Christmas blocks are hidden in this newsletter. Find all six and write them on a slip of paper. Place your list with your name on it in the basket on the membership table at one of the guild meetings. The winner, chosen from those with correct answers, will receive a packet of fat quarters! Please enter at one meeting only. Happy Hunting!

### What Can I Get From A Fat Quarter?\*

1 fat quarter =	90 2" squares
	56 2.5" squares
	42 3" squares
	30 3.5" squares
	20 4" squares
	16 4.5" squares
	12 5" squares
	12 5.5" squares
	9 6" squares
	6 6.5" squares

\*Submitted by Claudia Nelson

### Last Chance.... for Fons and Porter Subscriptions.

December is the last chance to purchase Fons & Porter's Love of Quilting through BTQG. Send a check to BTQG for \$20 to treas. Daphne Hedges, 22301 S Coonce Ln, Hartsburg, MO 65039. You'll have a subscription and the guild will earn \$5. You'll also receive Sulky thread samples. If you just bought 3 copies on the newsstand, you'd pay almost \$19.50. Such a good deal— for you and the guild!

**In Our Midst.** . . . .About a week ago, I received this e-mail from Ann Piper of Albuquerque, NM. She asked me to forward the message to Bettina Havig because she didn't have her e-mail address. I asked Bettina for permission to reprint the message because I thought it was such a wonderful testimonial on our founder and on quilting. Jano Read on.....

Hello Ms. Havig and Booneslick Trail Quilters!

Ms. Havig – what fun it was to see you featured with Ms. Dessem in the wonderful Mid-Missouri Mature Life article recently! My mom, Liz Schmidt, sent it to me out here in Albuquerque, New Mexico! Ms. Havig – I was in your Girl Scout troop in maybe 1968 through 1972(?) and one of our major education efforts was quilting! You taught me the basics and I took off from there, making my first self-designed quilt before I graduated from Hickman! In truth, quilting is for me a life-long love and therapy! I am no master, but I appreciate you masters!

I made several quilts when my children – now 27, 24, and 22 – were young. And when my husband's parents had their 50th wedding anniversary, my husband and I embroidered blocks on plain muslin representing important events during their life together, and I machine pieced a design to frame the embroidered blocks. Then, I hand quilted the double spread. I SO loved your comment about hand quilting being a "mantra" and having a "rhythm." PLUS it's a great "snack control" device! I have never had a quilt machine quilted. In fact, I use the same hoop today that I bought way back when I began learning with you!

Please know that this Girl Scout is doing well. I was my own daughters' scout leader, and I was a teacher like Ms. Havig (well, ok, English not math!) for 14 years at high schools here in Albuquerque before becoming a principal at Jackson Middle School here – and I've been at Jackson for almost 15 years! I have completed my coursework for my doctorate in education at UNM and I am currently working on my dissertation. But when THAT is finished, you can be sure I'm going back to my quilting!

Ms. Havig, I want you to know how greatly you affected my life and how very much your love of quilting, your patient teaching of us girls, and your gentle spirit is carried in me today in all I do. What I can't figure out is how do YOU stay so young? You ladies look so great in your pictures! You look as lovely as when we used to gather at your house for those happy quilting times!

I hope this finds its way to you, Ms. Havig. You never know who will catch the quilting "fire," so please keep spreading the love, knowledge and joy of this fabulous art! The CASA project is a genius idea – so many of our kids today need a solid link to something beautiful, hopeful, and grounded.

Thank you! Busy hands are happy hands, and quilting spreads a rainbow of creativity that kids are eager to catch. Keeping spinning gold! Thanks and Bless You!  
Love, Ann Piper, Hickman High Class of 1973

## **TIPS, TOOLS, TRICKS & TIDBITS**

By Janice Haralson

- ★ Creative Grids has recently introduced a new tool. It is the new Jelly Roll Ruler. Envision this: The ruler has a 2 1/2 x 16 inch ruler on one side for cutting jelly roll strips. On the other side of the ruler are three triangles for cutting quarter square triangles from the jelly roll strips. The triangle side is made to accommodate cutting with a rotary cutter. You can also use the triangle side for cutting flying geese. This was new at the Birmingham, England show that I attended the past summer and is not yet available in the U.S. HOWEVER, while you wait, Marti Michell has a new Strippers Set of templates which is designed to be used with Jelly Rolls. The cost is around \$14.00 and she is sending Bettina six sets which will be available for sale at our meeting either in December or January.
- ★ If you are having trouble with breaking thread, try adding moisture. Place the spool in a plastic bag, spray lightly with water and refrigerate overnight. This will help to get rid of those breaks. Note: If the thread is really old and dried out, this may not work.
- ★ We quilters who live here in the United States do not appreciate how much fabric costs in other countries. I was in Australia this past September, and went into a quilt shop in the Outback to pick up some different types of fabric. I got three fat quarter packages and one quilt panel and it cost me \$74.00. I count my blessings that fabric in the U.S. is much cheaper. I have heard about quilters coming to the United States and buying a lot of fabric to take home. I can understand why they would do that now. Even though we complain about the price of fabric, our fabric is cheap compared to that found outside our borders. We can be thankful for the advantages we quilters have here.

### **BTQG Handbook Updates!**

Margaret Harder (new member)  
1803 Bluff Point Dr.  
Columbia, MO 65201  
573-875-7086  
margaret.harder@yahoo.com

Kathy Harvey (late renewal)  
521 Murphy Ford Road  
Centertown, MO 65203  
573-584-9686  
kathy.harvey@modot.mo.gov

Jan Abadir (late renewal)  
1805 Woodrail Ave.  
Columbia, MO 65203  
573-449-5787; janabadir@mchsi.com

Barbara Nichols (cell phone correction)  
573-808-4174 (C)

Linda George (late renewal)  
1012 Carol St.  
Jefferson City, MO 65101  
573-635-0644; lteachergeorge@aol.com

Shirley Troth (late renewal)  
7316 N. Shore Dr.  
Hartsburg, Mo 65039  
573-634-6157

Deana Everett Tollerton (new member)  
13224 Marrero Drive  
Austin, TX 78729  
512-331-1274; deanaduck@gmail.com

Marilyn Russell (address change)  
1801 Bettina Dr.  
Columbia, MO 65202  
573-874-5702

Jane Lee (new address only)  
3711 Santiago, Apt. 110  
Columbia, MO 65203

Debbie Efting (late renewal)  
500 Martha Crump Dr  
Ashland MO 65010  
417-425-9372 (C)  
[na394@yahoo.com](mailto:na394@yahoo.com)

Christy Gray (alternate e-mail)  
[christygray2@mchsi.com](mailto:christygray2@mchsi.com)

Lisa Kile (late renewal)  
9151 E Route H  
Ashland, MO 65010  
573-657-1399

### **THE FINE ART OF HAND QUILTING WORKSHOP\***

This sampler of quilting designs in a 15 inch pillow top is designed to sharpen your quilting skills, achieve a smaller more even stitch and help you develop good quilting techniques. A kit with fabric, batting and pre-marked design will be provided. Participants will also see several different marking techniques to complete the project. Class discussion will include information about batting selection, threads and needles.

#### **Supplies:**

- ★ White or off white cotton quilting thread
- ★ Pencil and sharpener
- ★ Quilting needles/betweens, size 8 or smaller- I use a size 11.
- ★ Silver pencil and /or washable graphite pencil or other safe marking pencil
- ★ Basting needle i.e. a long fine needle and plain white or light color thread for basting
- ★ THIMBLE (or other protective device) Notice the capital letters!
- ★ 1/2" or 3/4" masking tape
- ★ Quilting hoop (a 12" or 14" hoop (round) works best)

**Pre-registration is required;** the workshop fee is \$20 and includes the kit. Since the top will be partially pre-marked, a firm count is needed no later than December 20, 2008. Maximum is 20 people.

\*Date: Day Chapter Meeting, 9:00 a.m. Monday, January 5, 2009 at Fairview United Methodist Church.

Send your registration to Bettina Havig, 1108 Sunset Lane, Columbia MO 65203

Name: \_\_\_\_\_ Phone: \_\_\_\_\_

Email: \_\_\_\_\_

Amount: \_\_\_\_\_ Check Number: \_\_\_\_\_

## QUILT-A-GRAM

Published monthly by Booneslick Trail Quilters' Guild, a not-for-profit organization, established in 1978, and dedicated to educating its members and the community in the art and appreciation of quilt making.

### 2008-2009 BTQG Executive Board

CEO /Chairman:	Beth Dessem	573-256-6825
Vice-Chairman:	Ann Rennie	573-657-5224
Secretary:	Mona Stevenson	573-698-2019
Treasurer:	Daphne Hedges	573-635-9782
Publications:	Jan Oehrle	573-441-9972
Quilt Show:	Mindy Smith	573-874-1308
Librarian:	Willie Morris Carrol Lewis	573-445-4217 573-657-4532
Historian	Sharon Lawler	573-696-0102
Retreat Chair	Linda Sappington Priscilla Strube	573-657-9445 573-474-5149
Service Project:	Shepherd's Light	
Web page Editor:	Janet Hollandsworth	573-445-1073
Prog. Coordinator	Bettina Havig	573-449-1602
Day Chapter Pres:	Dawn Heese	573-234-1540
Evening Chapter Pres:	Linda Sappington	573-657-9445
Past CEO:	Kay Grebing	573-442-2561

### Day Chapter Board

President:	Dawn Heese	573-234-1540
Vice-President:	Dennis Smith	573-445-7787
Secretary:	Joan Westcott	573-874-8160
Membership:	Donna Baker Christy Gray	660-248-1880 573-474-0019
Hospitality:	Carol Tummons Margaret Heller	573-445-9174 573-446-1942
Friendship Blocks:	Barb Nichols Cindy Green	573-657-9595 573-239-0029
Past President:	Bettina Havig	573-449-1602

### Starlight Piecemakers Board

President:	Linda Sappington	573-657-9445
Vice-President:	Priscilla Strube	573-474-5149
Secretary:	Susan Gilmore	573-874-9554
Membership:	Jeannie Amos Bonnie Licklider	573-657-1173 573-449-7890
Hospitality:	Nancy Jackson Terri Crane	573-445-6136 573-447-3040
Friendship Blocks:	Connie Foster Joan Pottinger	573-474-6590 573-443-5303
Past President:	Carol Fresenburg	573-657-4284

## WHAT'S HAPPENING...

**Nov 5-Mar 29**—The Toy & Miniature Museum of Kansas City, *Pieced with Love: Girls and Doll Quilts of the Victorian Age*. More Info: [www.toyandminiaturemuseum.org](http://www.toyandminiaturemuseum.org).

**Feb 20, 21, 22**—BTQG February Retreat, Rickman Center, Jefferson City, MO.

## Zede's Sewing Studio

(573) 875-2500 | [www.SewHere.com](http://www.SewHere.com)

BERNINA®



Inspiration

NEXT EXIT



**Save This Date: 6/6/09**  
**BTQG Annual Meeting!!**

### Treasurer's Report - October 31, 2008


Checking:	\$6,670.64
IMMA:	\$1,031.92
CD's:	\$10,318.11
Members:	Total Members as of 10/31/08 226



### Appletree Quilting & Viking Center Guild Appreciation Discount For BTQG Members

*On the day of each of the two Booneslick Trail Quilters' Guild monthly meetings, Appletree Quilting & Viking Center will offer guild members a 20% discount on non-sale fabric (1/2 yard minimum). Please present your BTQG membership card to take advantage of this offer.*

Regular meetings of the Guild are held on the first Monday of the month at 1:00 pm and the first Thursday of the month at 7:00 pm at the Fairview United Methodist Church, 3200 Chapel Hill Rd., Columbia, Missouri. Annual dues are \$30 for the fiscal year of July 1 to June 30. Pointsettia. Dues are payable on July 1st. Newsletter deadline is the Wednesday after the Executive Board Meeting at 5:00 pm, of each month. Email items to [joehrle@centurytel.net](mailto:joehrle@centurytel.net).



Booneslick Trail Quilters' Guild  
P.O. Box 542  
Columbia, MO 65205-0542

*Happy Holidays!*



**Day Chapter Meeting**

**December 1st\***

Holiday Luncheon— Noon  
Auction—1:00 p.m.

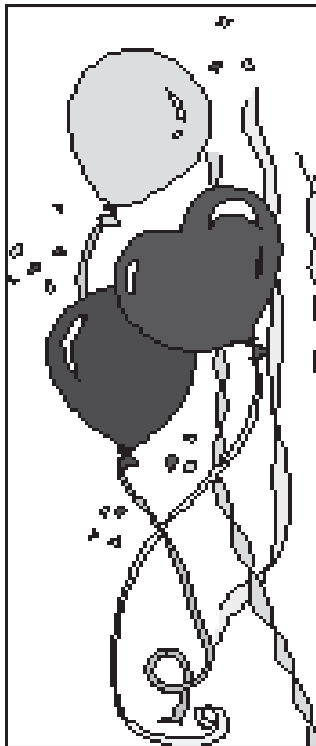
\*Doors open at 9:00 a.m

**Starlight Piecemakers  
Chapter Meeting**

**December 4th\***

Holiday Dinner—6:00 p.m.  
Auction—7:00 p.m.

\*Doors Open at 5:00 p.m.



**December Birthdays**

Christy Gray	Dec 03
Suzanne Henage	Dec 04
Rhea A. Cordsmeyer	Dec 05
Sandra Sartain	Dec 08
Jan Harriman	Dec 10
Linda Rexroth	Dec 13
Vivian A. Tompson	Dec 13
Shirley Troth	Dec 13
Bonnie Wakefield	Dec 15
Donna Burris	Dec 17
Lisa Kile	Dec 19
Christy Masonholder	Dec 24
Christmas Memory	Dec 26
Gerry Hook	Dec 30