

Booneslick Star

QUILT-A-GRAM

Booneslick Trail Quilters' Guild

<http://btqg.missouri.org>

May, 2008

Member of Heartland Quilt Network

Vol. 30, Issue 11

From the CEO...

I recently saw a T-Shirt that said: My Priorities: Quilting, Chocolate, Husband.

I'm not so sure those are my priorities or that they are in that order. I sometimes put chocolate ahead of quilting and my husband would probably say he is a lower priority than number three. However, at this time in my life quilting and the quilt guild are often number one on my list. I certainly wouldn't put clean or cook as number one. I am very pleased that several guild members put quilting as a priority when they volunteered to serve as guild officers. As you know the guild can't run without direction so a big, big thank you to those who agreed to spend their time serving the guild.

This month I was able to attend both the Day and Starlight meetings and enjoyed both of them. I have made the Bull's Eye quilt and was inspired to make another one, more jazzed up this time. I have been to Paducah but never to the Quilt Museum so the slide show was very interesting. Hmm. . . maybe a trip to Kentucky is in my future.

The garage sale was very successful thanks to Jackie Berry and lots of volunteers (and spenders!). The quilt show is in full swing so keep on making those Quilt Market items and help out any way you can. I will be in California (to see my 12 year old grandson perform in the all school play) so I won't make either of the May guild meetings. I will be thinking of you all in sunny (but not necessarily warm) Monterey. Once again I would like to thank all the guild members for the cards, e-mails, food, flowers, phone calls and good wishes for my recovery from surgery. Your friendship helped me through a scary and difficult time. I am feeling much better thanks to your thoughts and prayers. Enjoy the May guild meetings and I will see you at the Annual Meeting. Remember: "It is not where you go in life that counts, it is who you take with you." Kay

MAY MEETING DATES:

Starlight Chapter: 5/1/08—7:00 p.m.

Day Chapter: 5/5/08—1:00 P.M.*

*Doors Open at 9:00 a.m.

May Programs . . .

Day Chapter— Our May meeting will offer a variety of things for you to do. Of course the church will be open at 9 a.m. for everyone to come and work on their own quilting projects. There will also be items to work on for the Quilt Market, as well as items for the community service project. PLEASE DON'T FORGET YOUR SEWING MACHINE AND SUPPLIES. Bring a sack lunch or bring lunch in and enjoy the company of your quilting friends. There will be a business meeting followed by show and tell and a trunk show presented by our own Bettina Havig.

Also bring any quilts that you would like to hang in the Historical Museum display. The only requirements are that the quilts be more than 50 years old and come from one of the 50 states. The committee still needs more quilts, so please get yours out and bring them to either of the May chapter meetings.

Starlight Chapter—The program for the Starlight Piecemakers Chapter on May 1 will be a trunk show of family quilts presented by guild member, Linda Sappington and her mother, Fern Carter. Some of the quilts are from Linda's husband's family. Four generations of quilts will be included in the show. It is a wonderful chance to see the evolution of quilting in a family.

In addition to the trunk show, a swap of fat quarters will take place. If you find too many of one color in your stash this is a good opportunity to diversify to other colors. Please turn in your fat quarters before the meeting and receive a ticket for an equal number of new fat quarters.

Carol Fresenberg will provide the answer of what to do with a square of fabric too nice to cut. She will demonstrate techniques for folding fabric to help eliminate the use of plastic or non-recyclable bags and for use in wrapping gifts.

On another note, we received a card from last month's speaker, Ruth Powers. "Dear Boo and Members of Booneslick Trail QG, Thanks so much for making my trip to visit earlier in the month so much fun! You have such a friendly, active group. It was a lovely experience."

Day Chapter

I warn you all right up front just in case I don't make sense... I have been home 12 hours from UK and might have a bit of jet lag. Last night I had a hard time finding the right side up of my nightgown!

I left a damp UK bursting with spring flowers and found spring getting well underway here at home. Finally we may be able to think the winter is behind us.

That doesn't mean that you can forsake piecing, quilting, and coming to guild meetings. There is time to garden and quilt!

Our meetings are not just a place to go for entertainment. The fellowship of other quilters is also a primary element. Due to a change in speaker plans, the May meeting will provide you a good opportunity to enjoy each other. I will be there at 9 a.m. to open the church. You remember Lucy of PEANUTS fame and her 5 cent counseling booth don't you? Well I will have my own version that morning... no nickels needed... to help field any quilt related questions. I will be open for business just as soon as I finish setting up. If I can't help, we will find someone who does know the answer. If you need a block drafted, yardage calculated, a problem with a pattern, or are just generally stuck on a quilt project, stop by my booth and let me help. I am not bringing anything of my own to work on so don't leave me staring at a blank wall with no one to talk to. I am also going to bring a brief trunk show to share during our formal meeting time.

Come early, bring lunch or go out for lunch and come back for the meeting. Our scheduled March program has been rescheduled for August. We all know that life happens and that our speakers for March had to cancel. Bettina

Nomination Committee report:

The slate of officers for the 2008-09 membership year is as follows:

Executive Board

CEO: Beth Dessem
Vice CEO: Ann Rennie
Secretary: Mona Stevenson
Treasurer: Daphne Hedges

Day Chapter Board

President: Dawn Heese
Vice Pres.: Dennis Smith
Secretary: Joan Westcott

Starlight Chapter Board

President: Linda Sappington
Vice Pres.: Priscilla Strube
Secretary: Susan Gilmore

The May meetings will be your last chance to nominate candidates for any of the elected offices. Please have the person's permission to submit their name as a nominee.



Committee: Bettina Havig, Carol Tummons, Louise Bequette.

Starlight Piecemakers Chapter

We are heading into the home stretch! One more meeting to go before the awesome new board is approved at the annual meeting. Speaking of the annual meeting - if you haven't signed up - do so now! Susanne Marshall is presenting and she and her quilts are awesome. You don't have to come for the food - you can just come for the meeting [no charge]- but DO come. This is an opportunity you won't often have. She is booked up for 3 years.

The Rebel Quilter was an excellent presenter with some really gorgeous quilts. She had a different way to approach quilting - you can make money doing it! Most of us just do it because we are addicted to fabric, patterns, and putting it all together. At our next meeting we will see how four generations put it all together when we get to see the Sappington family quilts. We will also do a fat quarter swap. I will demo how to make a furoshiki - I can't pronounce it very well but I know how to make them. It is a traditional way of using a square of cloth for wrapping or as a bag and many other uses. This will be excellent use of the square of cloth you just can't cut up.

The current board voted not to have a June meeting since we are having the annual meeting that Saturday. So spread the word to those who don't read the news letter - NO Starlight Guild meeting in June! Carol F.


WICHITA BUS TRIP!
We have been granted a short extension of time to make our final commitment on the trip but we must have the minimum number of people for the bus trip by May 10. If we don't have a minimum of 30 people, the trip will be in jeopardy. We will be taking paid reservations at both May chapter meetings. Don't miss out on the fun of a KC mini-shop hop and the Prairie Quilt Guild show. Two years ago they displayed over 800 items and had wonderful vendors.


E-mail users: If you haven't received an e-mail from me in a while, you may want to check your settings. Some e-mail is being returned as undeliverable. Questions: call. Thanks. Jan Oehrle

Boone County Historical Society Exhibit

The Boone County Historical quilt exhibition will be installed the week of May 12. A few volunteers will be needed. The exact times are not yet determined but if you can help, please sign up at the May meetings.

REMINDER: If you plan to loan a quilt(s) please bring them to the May chapter meetings. If you can't attend either May meeting, please call me between May 1-8 to arrange delivery or pick up. **Any quilt, 50 years old or older from any state can be exhibited.**

I will collect the quilts and descriptions to be delivered to the museum. There is a loan agreement needed for each quilt. Copies will be available at the meetings. Please write up any information that you want included on the signage that will be used. Give the information, written out, to me at the meetings or email the information to me. Be sure that I know which quilt goes with which information. I will be taking a digital photo of each quilt to attach to the loan forms. Quilts need to have a sleeve attached. It will be a great help to me if I don't have to sew sleeves on to any quilts the day of installation. The sleeve must be sewn not pinned. It may be temporary and the fabric for the sleeve can be anything you have on hand. Bettina Havig

Quilts Creating History One Stitch at a Time—

Have to do my job, Ladies.....have to remind you to get your quilts selected for the quilt show. We can hang as many as 300 quilts—THIS IS OUR 30TH BIRTHDAY—so, get those quilts, wall hangings, Christmas stockings, etc.; if they don't have a sleeve, now is the time take care of that. Jackie Berry will have registration forms available for you at the meetings and we will be making it available for you on the web site very soon. You will need to complete a form for each quilt. AND, past presidents and CEO's, get your "thank you" quilts registered and ready to hang as soon as possible. The farther in advance Jackie has your information the easier it is for her to get the floor plan completed and get the program printed. We plan to have a floor/quilt map again this year in the program, so give Jackie your best effort and get registered!

I heard a rumor that the raffle quilt is almost done.....also heard it was beautiful.....thanks, 30's group for all your work! If you belong to another guild or know of any meetings, locations, etc., where we can display the quilt, please contact Nancy Antonio. As soon as it is completed we want to take it out to meet as many people as possible.

Keep producing the Quilt Market and the silent auction pieces. Vendors are coming in and we are now mailing the flyers to guilds, quilt shops, schools, etc. If you have any recommendations for additional mailings, let me know. Mindy

MARK YOUR CALENDAR


Starlight Piecemakers Guild Meeting	May 1 7:00 pm	Fairview United Methodist Church
Day Chapter Guild Meeting Doors open 9 am	May 5 1 pm	Fairview United Methodist Church
Row-by-Row	May 5 9:30 am	Contact: Jackie Berry
Sassy Stitchers Day Appliqué	May 8 9:30 am	Library Contact: Donna Burris
Quilt History Interest Group	May 8 1:30 pm	Library Contact: Bettina Havig
Day Chapter Board	May 13 9:30 am	Bettina Havig's Home
Deadline for April Newsletter items	May 14 5 pm	E-mail to Jan Oehrle at joehrle@centurytel.net
Quilt Show Committee	May 18 1:30 pm	Library Contact: Mindy Smith
Executive Board Meeting	May 19 6:30 pm	Kay Grebing's Home
Charm Group	May 20 9:30 am	Library Contact: Kay Shoner
Adventurers Group	May 20 6:30 pm	Contact: Angie Weithman
Night Applique'	May 19 6:30 pm	Library Contact: Suzanne Henage
30's Group	May 21 7 pm	Appletree Quilting Center Contact: Kay Grebing
Redwork Group	May 22 9 am	Joan Westcott's Home Contact: Myrna Powers
Traditional Group	May 27 9 am	Contact: Emma Jo Raines
Art Group	May 27 6:30 pm	Appletree Quilting Center Contact: Jackie Berry

February Retreat Goers—Save these Dates!!!!

2009: Feb. 20, 21, 22.

2010: Feb. 26, 27, 28.

LIBRARY NEWS



Well ladies, it is that time of year! Spring cleaning! New in the library are two books to help you get your quilting areas cleaned and organized. The first is called Quilters Get Organized by Pattie Donham. It has eight (8) projects you can do to give your work area a "Pick-Me-Up" with style and a new look. The second is called Creating Your Perfect Sewing Room—Makeovers For Any Space and Any Budget by Lois L. Hallock. It shows you how to design a quilt studio with dozens of ideas and has before and after photos of real life makeovers. This could be the year "Spring Cleaning" takes on a whole new meaning!

Your Librarian, Barb Nichols

TIPS, TOOLS & TRICKS

BY Janice Haralson

Removing Pencil Marks

I have found the following tools to use in helping to remove pencil marks: Fabric Eraser (available everywhere but I would not recommend); Fabric Eraser Pencil made by Clover (did a really good job); Fabric-Clean Electric Eraser made by Graphic Impressions (requires 2 AAA batteries) (this erases quickly). Call 859-881-0377 to purchase one.

In "Tips for Quilters" by Rachel T. Pellman she says: "If all the pencil marks don't 'quilt away' during the quilting process, you can use three ounces of rubbing alcohol mixed with one ounce (two tablespoons) of water, and two to three drops of dishwashing liquid soap. (Be sure to test a small area for colorfastness first.) Hold an absorbent paper towel underneath the quilt, then gently brush the pencil lines with a very soft toothbrush with this mixture." Rachel says this recipe was shared with her by a group of fellow certified judges while attending a national quilt show many years ago.

Washing Fat Quarters: If you will clip the corners off your fat quarters before you wash them, they will wash and dry without ravel and tangles.

BTQG Annual Meeting

Don't forget to sign up for the 2008 BTQG Annual Meeting which will be on **Saturday, June 7 at 9:00** a.m. at Peachtree Banquet Center. We will have a lovely breakfast buffet with a program and business meeting will follow. We are celebrating our 30th year and honoring our charter members.

Suzanne Marshall, our speaker for the program, will show her collection of beautiful quilts, many of which have won awards in Houston and Paducah. A few of her accolades: One of her quilts was selected in the 20th Century's 100 Best American Quilts; the Museum of the American Quilter's Society gave her the Hand Workmanship award in 2002; in 2003, she was selected to be included in the "Thirty Distinguished Quiltmakers of the World" exhibit in Tokyo, Japan; and, her cause for pediatric Cancer in St. Louis in 1994, raised \$53,000. She enjoys meeting quilters around the country and has written a new book in 2008, "Adventure and Appliqué" which she will bring to the meeting.

You may turn in your annual meeting registration form at the May chapter meetings or mail it to me so I receive it on or before May 24th. If you want to come to the meeting but you do not want to partake of the breakfast buffet, there is no charge but I would appreciate your returning a completed annual meeting registration form and returning it to me. Thanks. Suzanne

Service Committee Report

Bring your sewing machines, rotary cutters, mats and sewing supplies for a fun work day on May 5. If you don't have anything to work on you may choose from several quilt kits the Service Committee will be bringing. The kits include, pattern, material and batting.

Quilts we have donated in the last year have been much appreciated by the Ronald McDonald House, Rainbow House, Coyote Hills Children's Home, Police Department Care Program, Open Arms Pregnancy Center, etc.

Thanks for all your donations in the past. Keep up the good work and let's make May 5th a fun day.

Judy Gieselman & Carrol Lewis

Starlight Piecemakers President's Quilt

As our 2007-2008 Starlight President, Carol Fresenburg has led our evening guild with cheerfulness and a spirit of cooperation. Let's help Carol celebrate this 30th year of the guild's existence with a 9" finished quilt block.

Carol would like the Booneslick Star pattern in 1800's reproduction fabrics. The library has templates for this block that you may check out or you may pick up a pattern at one of the May guild meetings.

Please turn the blocks in to Patti Cantu before the Annual Meeting which occurs on June 7th. The blocks will be presented to Carol at the breakfast meeting as a special "thank you" for her leadership as president. If you have any questions, please call Patti Cantu at 234-2029. Thanks for your help in making this a special year for Carol!

Buzz from a Quilting Bee

By Bee Kuckelman

Good deeds should be hard or they don't mean much. Hmmm.

Our good friend Mary Louise died more than a year ago and left a tall stack of small flowers for about half of a Grandmother's Flower Garden quilt. She began this many years ago for her daughter.

Camille, Edie and I in our small weekly group, decided to take on this project. None of us had ever made a quilt from this pattern, never intended to, and really didn't care for it at all. I guess you can see where this is heading.

One of the frustrating parts was there are only a few ways the blocks will fit together unless you use a garden path. We didn't want to go that way since the pieces were already too small for our liking. (We had quite a few one way conversations with our departed friend telling her of our frustrations.)

After taking many stitches and taking OUT many stitches while experimenting, I was complaining to my daughter Susan and her husband that I was giving up LIKING quilting for Lent. Son-in-law Bob said, "Did you say you were giving up quilting for Lent?" I said "Oh, no, never that. We'll find a way." Now we know why our friend never finished the quilt.

A few weeks ago my daughter Jane came to the rescue. She used that pattern for her friendship quilt from the guild and loves to work with small pieces. As our fearless leader, she went online and found ideas for assembling this without a garden path and is showing us the way. With her help and that of daughters Carolyn and Colleen, we will see this daunting project through.

BTQG Fall Workshop—Mark Your Calendars !!!

Louisa L. Smith will be presenting a lecture and two-day workshop October 16-18, 2008.

Louisa's work is the subject of two books "Strips 'n Curves, A New Spin on Strip Piecing" and "A New Twist on Strips 'n Curves." Her technique starts with colorful strip pieced fabric the "strata" and then takes off with a combination of straight lines and gentle curves to produce stunning designs of illusion and depth. Visit her website www.Quiltescapes.com or check out her book from the BTQG library to see samples of her work and get ideas for selecting the tools and fabrics you will need in her workshop. To start your collection of fabrics for the workshop keep in mind that you will need lots of fabrics in different textures and colors. You may use fat quarters or 1/4 yd or 1/8 yd pieces. You will be cutting 1 1/2 inch strips and sewing them together. You will also need one yard of a background or focus fabric that will work with your other fabrics. So, start your collection now so you will be ready for the workshop "A New Twist on Strips 'n Curves" October 17-18.

Reminder: No Starlight Piecemakers meeting in June due to the annual meeting! Day Chapter will meet on June 2nd as usual.

Miss Millie's Quilt Shop

3806 Buttonwood Suite 106 Columbia MO 65201
573-449-8844

TWO BUCKS A BLOCK

EACH MONTH YOU MAY PURCHASE A 12 INCH BLOCK FOR ONLY \$2.00. EACH BLOCK IS DIFFERENT AND USES THIMBLEBERRIES FABRICS. PURCHASE ONE EACH MONTH, OR MULTIPLES EACH MONTH. STOP IN TODAY TO JOIN THE FUN.

LITTLE ANGELS QUILTING SERVICE

LONG ARM QUILTING SERVICE AVAILABLE AT A REASONABLE PRICE. CUSTOMERS MAY SELECT FROM A VARIETY OF THREADS AND PATTERNS. BINDING SERVICES ALSO AVAILABLE. INSIDE MISS MILLIE'S QUILT SHOP.

Quilt Blocks for Our CEO!

Quilt blocks for Kay Grebing (CEO) will be available again in May. Please put your name on the back of the block on a seam line. We would like to give these to her at the annual meeting, so feel free to turn them in any time before June 7th. Thanks. Suzanne Henage

Quilt Market Report

The church will be open again at 9:00 for our May meeting. We'll have fabric for 3 or 4 different projects and also be helping Susan with the memory bags for the hospital. All the projects we're bringing will require sewing machines. I do not have any hand work to bring to this meeting.

Items received to date:

Pot holders: goal 75/received 74
Scrap bags: goal 30/received 44
Xmas stockings: goal 40/received 18
Kitchen towels: goal 50/received 36
Machine covers: goal 30/received 12
Walker bags: goal 40/received 12
Tote bags: goal 30/received 9

As you can see, we still need machine covers, Christmas stockings, walker bags, and tote bags.

I'm sure you have ideas that the committee has not tried, so feel free to bring us items you think would sell at the Quilt Market.

Don't forget: the money we make keeps the guild functioning. Thanks for the time you've donated to make this a success. Carrol Lewis

BTQG Handbook Update!!!

Bonnie Wakefield (new member)

106 Foxwood Ct.
Columbia, MO 65203
573-446-4981 (h)
573-814-6548 (w)
bwakefield@mchsi.com

Zede Donohue (late renewal)

1101 Hutchens Dr.
Columbia, MO 65203
573-445-2464 (h)
573-874-2500 (w)
berninasew@socket.net

Emma Jo Raines (new e-mail address)

rainese@hughes.net

Garage Sale Nets Profit for Guild

We took in \$1305.01. Subtracting advertisement in the Tribune, supplies and rental, we made a profit of \$1157.28 thanks to those who donated items and their time.

We not only made money, but were able to assist others by taking a car load of stuff to Goodwill for distribution. The leftover fabrics and the leftover sewing machines were given to the PET people to ship overseas with their handicap bikes, a suggestion made by Nancy Antonio and Sharon Lawler. Some other items were pulled out before and after the sale and were given to Quilt Market and Rainbow House group to assist in their efforts for the guild and others. Leftover magazines were given to the library for sale, which benefits our members and helps add money for our operating expenses. **SO**, it was a very profitable effort, not only financially, but in service as well.

I would like to give a special thanks to those who worked – maybe 18 overall, during the two days, as they were GREAT!! I can't say enough about their efforts. We were able to leave at 7:00 p.m. Friday and got away by 2:15 on Saturday. As in any money-making effort, the volunteers are what make it HAPPEN!! AND, anyone working can tell you what a fun time we had, working, laughing, and sharing fun times together. I personally, and lovingly, selected enough tiny scraps to start and probably finish a postage-stamp quilt. A SPECIAL THANKS, as well, to those who donated items, and Becky Covington, co-chair, for talking me into it, and getting it on the calendar.

Jackie Berry, Garage Sale Chairperson

QUILT-A-GRAM

Published monthly by Booneslick Trail Quilters' Guild, a not-for-profit organization, established in 1978, and dedicated to educating its members and the community in the art and appreciation of quilt making.

2007-2008 BTQG Executive Board

CEO /Chairman:	Kay Grebing	573-442-2561
Vice-Chairman:	Willie Morris	573-445-4217
Secretary:	Joan Westcott	573-874-8160
Treasurer:	Dennis Smith	573-445-7787
Publications:	Jan Oehrle	573-441-9972
Quilt Show:	Mindy Smith	573-874-1308
Librarian:	Barb Nichols	5573-657-9595
Historian	Jane Lee	573-445-1621
Retreat Chair	Cindy Green Nancy Antonio	573-239-0029 573-445-6604
Service Project:	Judy Gieselman Carrol Lewis	573-445-2381 573-657-4532
Web page Editor:	Janet Hollandsworth	573-445-1073
Day Chapter Pres:	Bettina Havig	573-449-1602
Evening Chapter Pres:	Carol Fresenburg	573-657-4284
Past CEO:	Suzanne Henage	573-445-7949

Day Chapter Board

President:	Bettina Havig	573-449-1602
Vice-President:	Kathy Ennis	573-442-1117
Secretary:	Marge Hicks	573-445-7230
Membership:	Pat Leistner Donna Burris	573-446-0811 573-474-4338
Hospitality:	Sandy Moritz	573-442-3777
Friendship Blocks:	Emma Jo Raines Cynthia Hitchcock	573-682-5130 573-205-8133
Past President:	Nancy Antonio	573-445-6604

Starlight Piecemakers Board

President:	Carol Fresenburg	573-657-4284
Vice-President:	Boo! Kula	573-449-0346
Secretary:	Carolyn Licht	573-234-1689
Membership:	Pam Mann Nancy Jackson	573-445-7871 573-445-6136
Hospitality:	Anne Lewis Priscilla Strube	573-657-2188 573-474-5149
Friendship Blocks:	Kay Shoner Joan Pottinger	573-443-3395 573-443-5303
Past President:	Patti Cantu	573-234-2029

WHAT'S HAPPENING...

Now—June 1—Missouri Made Quilts 1850-1940, St. Louis Art Museum.

Mar 2-May 26—Quilts in a Material World—Selections from the Winterthur Collection, St. Louis Art Museum.

Mar 21-June 8—"Images of Needle Working," 1850-1920." St. Louis Art Museum.

May 14-17—Machine Quilters Showcase, Tropical Treasures. Overland Park Convention Center. Info: 1-800-980-9505.

May 17-June 29— BTQG will host an antique and vintage quilt exhibit at the Boone County Historical Society in celebration of BTQG's 30th anniversary.

June 7— Missouri Baptist Children's Home 2008 Strawberry Fields Quilt Show, 11300 St. Charles Rock Rd., Brighton, MO 63044. Info: 314-739-6811

June 20-22— Prairie Quilt Guild Show, Common Threads 2008, Bob Brown Expo Hall, 225 W. Douglas, Wichita, KS

July 11-12—First Annual Nauvoo Quilt Festival, Nauvoo, Illinois. More Info: <http://www.nauvooquiltfestival.com>.

Sept 18-20— Ozark Piecemakers Quilt Guild Show, Springfield, MO. Details to come.

Oct 3-4— Quilt Congress 2008, Quilters on Fire, Twin Lakes Baptist Church Hope Center, Mountain Home, AR Info: jenniemcbride1@gmail.com

Oct 8-11— AQS Quilt Show, Des Moines, Iowa. Info: www.americanquilter.com.

Treasurer's Report - March 31, 2008


Checking:	4902.26
IMMA:	990.36
CD's:	10,092.44
Members:	Total Members as of 249 3/31/08



Appletree Quilting & Viking Center Guild Appreciation Discount For BTQG Members

On the day of each of the two Booneslick Trail Quilters' Guild monthly meetings, Appletree Quilting & Viking Center will offer guild members a 20% discount on non-sale fabric (1/2 yard minimum). Please present your BTQG membership card to take advantage of this offer.

Regular meetings of the Guild are held on the first Monday of the month at 1:00 pm and the first Thursday of the month at 7:00 pm at the Fairview United Methodist Church, 3200 Chapel Hill Rd., Columbia, Missouri. Annual dues are \$30 for the fiscal year of July 1 to June 30. Dues are payable on July 1st. Newsletter deadline is the Wednesday after the Executive Board Meeting at 5:00 pm, of each month. Email items to janoehrle@centurytel.net



Booneslick Trail Quilters' Guild
P.O. Box 542
Columbia, MO 65205-0542



Annual Meeting
Saturday,
June 7th
9:00 a.m.

It's Not to Late
To Sign UP!!!

Deadline: May 24th !

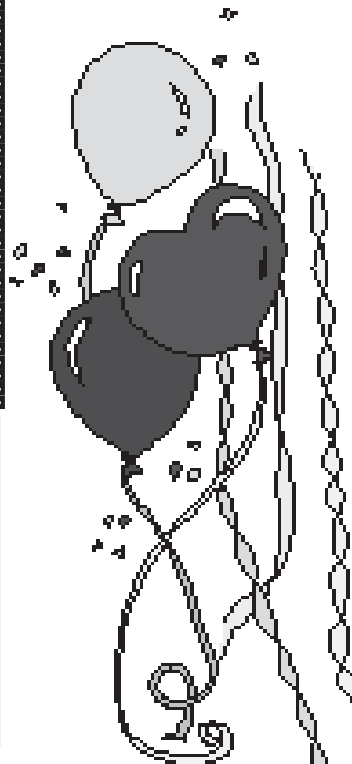


Starlight Piecemakers
Chapter Meeting
May 1, 7:00 p.m.

Linda Sappington/Fern Carter
Present:
Four Generations
Of Family Quilts

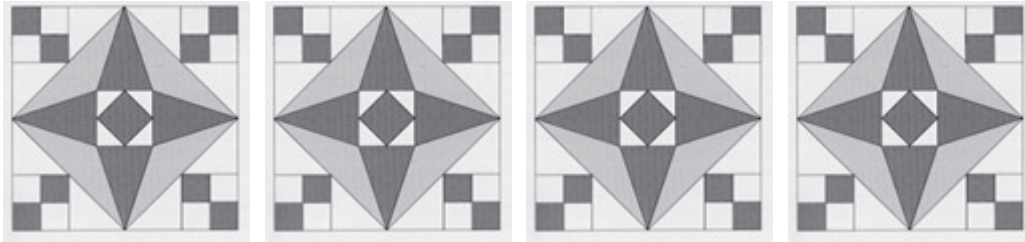
Day Chapter Meeting
May 5, 1:00 p.m.*
Sit 'N' Sew
Trunk Show by Bettina!

***Doors open at 9:00 a.m.**



May Birthdays

Nancy Jackson	May 01
Linda O'Keefe	May 01
Cindy Green	May 03
Carolyn Gillham Licht	May 03
Barbara Ann Nichols	May 06
Judy Gieselman	May 10
Daphne Hedges	May 10
Julie Alsberge	May 14
Barb Taylor	May 14
Treva Friesz	May 15
Ronda Miller	May 15
Judy Wood	May 15
Mary Ann Wiles	May 16
Janet Hollandsworth	May 18
Marilyn Rantz	May 22
Michelle Lozano	May 24
Cecile Mazan	May 28
Marie Sloan	May 31



BTQG Annual Meeting

Saturday, June 7, 2008 9:00 am

Peachtree Banquet Center

120 E. Nifong, Suite D, Columbia, MO

Breakfast Buffet

Business Meeting

Trunk Show of Quilts by Suzanne Marshall

Registration Form for 2008 Annual Meeting

Saturday, June 7, 2008 9:00 am

Members \$11.00 Guests \$15.00

(If you are attending but not eating, please fill out this registration form and send it to Suzanne Henage before May 24th.)

Member's name: _____

Address: _____

Phone: _____ Cash _____ Check # _____

Guest(s) Name(s): _____

Registration **must** be received by **May 24, 2008**. You may register by mail or at May chapter meetings.

Make check payable to **BTQG**.

Send completed form and check to:

**BTQG
P.O. Box 542
Columbia, MO 65205-0542**

MEET OUR WINNERS ! ! !

Mildred Hobson, one of our newer members, is the winner of the Day Chapter Friendship Block for March. This is Mildred's story:

I was born in Tecumseh, OK, the seventh child of twelve siblings. Both parents have Cherokee Indian bloodline (as well as German, Irish, Scottish, etc.!) so we moved a lot before they bought a farm in Lawrence County, near Miller, MO where I graduated from high school. That is also where I met my husband, Lewis, my senior year. He had graduated the year before in Fort Worth, Texas. It was love at first sight and we were engaged right away. He went into the Navy and I started to college in Springfield at Southwest Missouri State (as it was called then). Since my parents still had seven children at home, including two grandchildren they raised, I had to work and pay all my college expenses. So I took off and taught two years in a one room rural school--all eight grades. I attended SMS in the summers.

It was quite an experience as I was only 18 and 19 years old at the time. I worried that I was not wise enough and was damaging my students for life! But through the years when we would "go home" and run into them, they would greet me with hugs and say " You were my best teacher."

When Lewis returned from the Navy, we were married, and both graduated from SMS, Lewis with a degree in school administration and I a degree in Vocational Home Economics. We taught and worked in Missouri Schools for 35 years before retiring to our home on the Lake of the Ozarks in 1985. We had 20 years of happy retirement in our beautiful home on the lake--boating, swimming, fishing, in the summers and traveling in the winters. I lost Lewis in 2005 after 56 years of marriage, three children, seven grandchildren, and four great-grandchildren.

I learned to sew on my mother's Singer treadle sewing machine using printed feed sacks making gathered skirts and blouses that I wore to high school and college.

The first quilt blocks that I made were embroidered and my mother made them into a quilt for my oldest brother's wedding when he returned from WWII. While in high school, I made a Lone Star quilt top--no rotary cutters then! Later I learned this pattern is for an experienced quilter but it was my husband's favorite, mistakes and all.

Every time I make something, I cut the scraps or what is left, into 2.5 inch squares. So, my friendship block will be made using some of these squares.-----

Thread Tip: Rehydrate thread with a spritz of water and then refrigerate it in a plastic bag.

From: Marje's Top 14 Thread and Needle Tips; www.allthatthread.com

My name is Rona Duncan and I won the Friendship Block drawing for the **April Starlight Piecemakers Chapter**. Let me give you a brief background. My husband and I grew up in Columbia and are graduates of Hickman. My husband is a Retired Navy Seabee and we have lived in Gulfport, MS; Charleston, SC; Rota, Spain; Annapolis, MD; Port Hueneme, CA; Harrisburg, MO. We have two children, Corey, 17 and Julia, 14 who attend Harrisburg High School.

Growing up I always remember my mother sewing as she made all of my clothes as a kid and then made almost all of my maternity clothes. Quilting really did not come into mind until we lived in Maryland in 1994-1997. I visited a local quilt shop and fell in love with the fabric and the designs. Then I realized that my grandmother and my husband's grandmother had made quilts with various patterns and embroideries.

Currently I love all aspects of the quilting process - piecing a new project and the quilting. I have a shortarm machine on a frame and love the challenge of getting the design correct and in the right locations to make the best impact. I have several miniatures, because I can get those done. Every bed in our house has a quilt that I made.

Unfortunately, I have a daytime job to support my quilting habit and can't just spend my time quilting. I am a Systems Administrator for the ITS Server Team for University Hospital. It is a great job and there are a lot of wonderful people that admire my quilting efforts while I work on them during lunch to finish the binding or hanging sleeves.

For my Friendship Block I have chosen the 6" Friendship star, since everyone should know how to make that. I will provide sewing and notation fabrics for the star portion and ask that everyone dig in their stash for the white, muslin, white on white to go with the star as the background. There should be enough fabric for two blocks in each package. If there is more you can add it to your stash for the next Friendship Block request from the guild.

Thank you for the opportunity to make a Friendship quilt from these blocks. Rona Duncan :-)