

Booneslick Star

# QUILT-A-GRAM

Booneslick Trail Quilters' Guild

<http://btqg.missouri.org>

April, 2007

Member of Heartland Quilt Network

Vol. 29, Issue 10

## From the CEO...

As we adjust to daylight savings time, my human clock is still on regular time. I stay up late and get up late. I hope this changes quickly. My life is in full swing with Heartland Network registrations, shop hops, trips to shows and doing a CEO quilt.

Remember to sign up or volunteer a name of someone that we may call for an office or job with the guild. THIS IS VERY IMPORTANT. Nancy Antonio, Joan Westcott and Pat Leistner are all willing to work for you to fill these positions so help them out.

Mark your calendar for the annual meeting June 2nd. We have a wonderful place reserved, program planned and great food being catered. Carol Tummons will be announcing it at the chapter meetings.

Just a note about my quilt. I know how busy you are with holidays, graduations and the President's quilt blocks, so I decided to ask the members to sign their names only on the blocks that Carol will be presenting for me. I have enjoyed working for you and in the years to come I will love looking at the members who were in the guild with me. I am lucky to belong to such a wonderful group of women that give from the heart their time and energy for others.

Your seam ripper specialist,

Suzanne



## April Programs

**Day Chapter** - April 2nd Day Chapter meeting will be Sweet Dream Quilt Studio, which belongs to one of our quilt members Kim Diamond. Kim's topic will be on "From where I've been, to where I'm going". She will be showing some of the quilts she has designed and quilted. She is asking if she has quilted a quilt for you to please bring them to the April day chapter meeting to show.

In this issue you will find May 8th Day Chapter Workshop with Tresa Jones. This will be a fun applique class to take. Please check out her website: [www.tresajones.com](http://www.tresajones.com) to see the pattern "Royalty" which she will be teaching in the workshop. Sally will have a sample of Royalty to show at the April meetings. Tresa will be bringing thread and other patterns to purchase at our May 7th day chapter meeting.

**Starlight Piecemakers** - The Starlight Piecemakers are featuring Lily Kerns for the April meeting. Lily is a co-founder of the Quilt University. The Quilt University is a web site that offers on line quilting classes. They offer a variety of classes, for all skill levels. Lily will be here to explain how the University works, what is required to participate and give a demonstration on what you can expect out of their services. This program promises to be very informative, as well as opening the door to a greater number of teachers and techniques.



## QUILT-A-GRAM

Published monthly by Booneslick Trail Quilters' Guild, a not-for-profit organization, established in 1978, and dedicated to educating its members and the community in the art and appreciation of quilt making.

### 2006-2007 BTQG Executive Board

CEO /Chairman:	Suzanne Henage	573-445-7949
Vice-Chairman:	Kay Grebing	573-442-2561
Secretary:	Janice Haralson	573-443-8995
Treasurer:	Sally Russell	573-443-5479
Publications	Willie Morris	573-445-4217
Quilt Show:	Mindy Smith	573-874-1308
Librarian:	Joan Westcott	573-874-8160
Historian	Jane Lee	573-445-1621
Retreat Chair	Kay Grebing Connie Gresham	573-442-2561 573-642-7308
Service Project:	Judy Gieselman Carrol Lewis	573-445-2381 573-657-4532
Web page Editor:	Janet Hollandsworth	573-445-1073
Day Chapter Pres:	Nancy Antonio	573-445-6604
Evening Chapter Pres:	Patti Cantu	573-234-2029
Past CEO:	Carol Tummons	573-445-9174

### Day Chapter Board

President:	Nancy Antonio	573-445-6604
Vice-President:	Sally Johnson	573-474-6278
Secretary:	Nancy Skelly	573-657-9473
Membership:	Lauri Murphy Corinne Remeika Dodie Rathke	573-446-2476 573-449-7574 573-445-4643
Hospitality:	Cindy Green Dawn Heese	573-239-0029 573-234-1540
Friendship Blocks:	Emma Jo Raines Faye Sharp	573-682-5130 573-874-2196
Past President:	Becky Covington	573-443-5133

### Starlight Piecemakers Board

President:	Patti Cantu	573-234-2029
Vice-President:	Lauri Rich	573-875-3144
Secretary:	Boo! Kula	573-449-0346
Membership:	Jan Oehrle Barb Nichols Priscilla Strube	573-441-9972 573-657-9595 573-474-5149
Hospitality:	Maria DeLamatre Mary Petersen	573-657-2496 573-446-2335
Friendship Blocks:	Kay Shoner Pat Leistner	573-443-3395 573-446-0811
Past President:	Mindy Smith	573-874-1308

Regular meetings of the Guild are held on the first Monday of the month at 1:00 pm and the first Thursday of the month at 7:00 pm at the Fairview United Methodist Church, 3200 Chapel Hill Rd., Columbia, Missouri. Annual dues are \$30 for the fiscal year of July 1 to June 30. Dues are payable on July 1st. Newsletter deadline is the Wednesday after the Executive Board Meeting at 5:00 pm, of each month. Email items to Willie Morris at [morrisw@missouri.edu](mailto:morrisw@missouri.edu)

## MARK YOUR CALENDAR

Day Chapter Guild Meeting	Apr 2 1:00 pm	Fairview United Methodist Church
Starlight Piecemakers Guild Meeting	Apr 5 7:00 pm	Fairview United Methodist Church
Executive Board Meeting	Apr 9 6:30 pm	Suzanne Henage's Home
Deadline for May Newsletter items	Apr 11 5 pm	E-mail to Willie Morris at <a href="mailto:morrisw@missouri.edu">morrisw@missouri.edu</a>
Sassy Stitchers Day Appliqué Group	Apr 12 9:30 am	Library - Conference Room B
Night Appliqué Group	Apr 16 6:30 pm	Library - Conference Room A or B
Charm Group	Apr 17 9:30 am	Library
Redwork Group	Apr 26 9 am	Judy Nemmer's Home



### Treasurer's Report - February 28, 2007

<b>Checking:</b>	<b>10,665.90</b>
<b>IMMA:</b>	<b>4,010.08</b>
<b>CD's:</b>	<b>10,783.49</b>
<b>Members:</b>	<b>Total Members as of 2/28/07 244</b>

## From the Presidents...

### Day Chapter

Hi Day-Chapterers!

The round robin Sally Johnson planned was so interesting. I love it when we just share ideas. My special thanks this month go to Suzanne Henage, Jan Oehrle, Cindy Green, Peg Swartz, and Sally Johnson. They certainly contribute to our Guild's purpose of learning. It is important to find out what is going on and reflect on quilt making traditions.

On April 2, Kim Diamond will share with our her quilting story and journey. She would like people to bring some of the quilts that she has quilted. After our mystery challenge at retreat, we are pleased to see yet another side of Kim's work.

Next year, we would like to hear from more of our members. We have many new members and old members who have plenty to share. I would like you to take a look at our Guild purposes again( p. 1, section 3 of our booklet . When you share your quilts at show and tell, we love the "tell". Hopefully you will tell us about the techniques and challenges of making that quilt.

This Spring is speeding by. In May Tresa Jones will have a program and workshop on applique, but June is the real change. **WE ARE PLANNING TO MEET ON SATURDAY AT THE ANNUAL MEETING. ELECTIONS WILL BE HELD THEN.** I know that is a busy time for all of us. The schedule calls for three meetings that week. When I heard about the fabulous quilts that are going to be shown, I was all set for the emphasis to be on the annual meeting. Guests can come too. We will be telling you more at the next couple of meetings.

Happy quilting!

Nancy Antonio



### Starlight Piecemakers Chapter

I hope you were one of the 80 members that attended our March first Starlight Piecemakers meeting. Annie Helmericks-Louder presented an interesting and fun lecture on art and fiber. Her workshop was also well received. Annie has agreed to return in 6-12 months for an additional workshop. I know many members will be glad to hear this.

I thought I would include a few quilting Tips and Tricks that I use this month. One method will not work for all but it will give you options to consider. Using the correct sewing machine foot can save time and increase expertise of you machine stitches. For easy access of machine feet I store mine in fly-fishing storage containers. Each section is marked with the foot that is stored in that section. I also know if I misplace a foot using this storage system.

Thread spools and bobbins can be stored in clear containers for easy viewing and stacking. I use the clear plastic school storage boxes for my threads. This size is similar to a cigar box but there are many sizes available. Now that you have your threads and bobbins in a plastic box if your bobbin threads are not controlled you will have lots of thread everywhere you do not want it. To stop threads from unraveling from the bobbins, purchase clear flexible drain vinyl at a hardware shop. Cut a slit down one side only. Then cut in widths to fit in your bobbin. This works very well. You want to purchase vinyl with a width greater than the center of an empty bobbin. Most people think of an aquarium tank air tube but you want the larger vinyl stuff.

For storage of hand and machine needles purchase "Trading Card Dividers" and place them in a binder. Insert used needles into felt or wool cut into rectangles that fit in the dividers. I use labels to mark the size and type of needle in each section. New needle packages can be slid in the pockets for storage. If you are having a problem with needle packages or the fabric sliding out, use small dot Velcro on the pockets to prevent the needles from sliding. If you have instructions on which needle to use with what thread, also put that information in your binder. The more items we can store together that are related the less time we will spend looking for them. That means more time to sew!

I hope this information will help someone. The important thing is to enjoy what you are doing.

I look forward to seeing you soon. If you have not completed a form for new officer nominations please do so. If you have any questions regarding officers please contact Suzanne Henage.

Patti



## Paducah Trip

The annual bus pilgrimage to Paducah is filling up fast. Call Kim Diamond (573)-446-1667 for more information or look on the web site for more information.

Travel Dates: April 25, 26, 27th. Cost is \$275 and includes 2 nights lodging, 2 dinners, 2 breakfasts and admission to the quilt show and AQS Museum.



## 2007 Retreat

A big thank you to everyone who worked with us on the retreat committee. Thanks also to the guild members who shared their time and talent. You all helped to make the retreat a huge success.

Cindy Green and Nancy Antonio have volunteered to be the retreat committee chairs for 2008. I am sure they would appreciate your help as much as we did.

A special thank you to our local quilt shops for donating prizes:

- ✂ Appletree Quilt Shop
- ✂ Satin Stitches
- ✂ Bernina Sewing Center
- ✂ Miss Millie's Quilt Shop
- ✂ Sticky Wicket
- ✂ Mexico Sewing Center
- ✂ Homestead Hearth

and to Ginny Drawing for the gifts.

Kay Grebing and Connie Gresham



## Use Your BTQG Library!

Visual tools and non-consumable quilting aids in our Guild Library:

I have mentioned in previous newsletters that in addition to quilting books in our Guild Library we have available for loan to our members a few CD's, VHS tapes, and ARDCO templates for the Booneslick Star quilt block. At a recent BTQG Board meeting it was decided we would begin to acquire more visual tools, templates and non-consumable quilting aids which will be available to our members on a check-out basis. I think we are all feeling the pinch of rising prices and it will be a great help to have these tools available for use by our members.

One of our members has donated her excess supply of six Omnigrd rulers. We also have one of the Crazy Curves seven inch acrylic template sets and the Midi size of the Cut-A-Round which will allow you to cut perfect circles from sizes 4 to 12 inches. Books we have available that incorporate the use of circles are:

*Asian Elegance: Quilting with Japanese Fabrics and More* by that Patchwork Place

*Crazy Curves* by Elisa Wilson

*A New Turn on Drunkard's Path* by Mary Sue Suit

*Circles of the East* by Kumiko Sudo

*Circle Play, Simple Designs for Fabulous Fabrics* by Reynola Pakusich

Just as in the past I have asked that you donate to the Library any books you no longer use. I am now asking you to also donate any types of visual quilting tools that would be of use to others. Many of you have generously given books which have greatly benefited our library offerings and now your donation of tools will be gratefully accepted as well. We will also be able to purchase some templates so if you are aware of a special need, please let me know.

Joan



## CEO Quilt for Suzanne

As our 2006-2007 CEO, Suzanne Henage has infused our guild with enthusiasm, cheerfulness, and a spirit of cooperation. She is willing to take on any task great or small, and to help any member with projects or problems.

Suzanne is making a series of fan blocks for her CEO quilt. Our part is to sign the fan segments. That's right. All we have to do is sign our names. See me at the April and May chapter meetings to sign a fan segment.

Suzanne wants as many signatures as possible to make this a treasure for years to come. Suzanne loves the guild and we love her, too!

Carol Tummons

## Missing Blocks

I am missing two blocks that were evidently left at the evening meeting a few months ago. It was when we showed our Row by Row quilts. Anyway two of my new blocks for this go around never got put back in the box. Does anyone know where they might have gone? One was an appliqué of a woman drinking wine and the other was of grapes and leaves.

Thanks, Becky Covington



## The "Quilt Code"

A hot topic in Black History is the story of quilts and the Underground Railroad. Americans eager to discuss slavery are fascinated by tales of quilts used as signals in the dangerous journey to freedom. The connection between an American folk art, a mysterious secret code and the adventure of the Underground Railroad has created an enduring tale that is fast becoming a part of American legend. The quilt code has joined other appealing but false stories like George Washington chopping down a cherry tree or Betsy Ross designing the first American flag.

Countless school curriculums include how-to instructions for a quilt made in the secret code. Museums feature symbolic quilts in exhibits dedicated to slavery. Historians often are asked questions:

- ◆ Is it true that quilts were hung on clotheslines to signal escaping slaves of a "safe house"?
- ◆ Were quilts read as maps to tell escapees the route to safety?
- ◆ Did runaways use quilt patterns with names like the Double Wedding Ring or the Drunkard's Path as code to communicate escape plans?

**The fact is that we have no historical evidence of quilts being used as signals, codes or maps. The tale of quilts and the Underground Railroad makes a good story, but not good quilt history.**

- ◆ The Double Wedding Ring, Sunbonnet Sue and most of the other quilt patterns supposedly used as code did not exist before the Civil War.
- ◆ While escaped slaves recorded signals such as whistles, songs and lanterns as useful in communicating on the run, absolutely no first person accounts of using quilts as signals exist.
- ◆ Women in slavery made quilts; we have much historical evidence and many surviving quilts. People remembered using quilts in escapes, but they were used to warm fugitives or protect them from view.

What harm can a charming yet false story do? You be the judge. But do realize that we are teaching a generation of children false history. And by focusing on this connection we ignore our national obligation to learn about the true and less charming stories of slavery.

*Barbara Brackman, 2006*

## Let's Get Acquainted- Friendship Block Winners

---



**NAME:** Tammy Bush

**CHAPTER:** Day Chapter

**MONTH:** March

**Background and Family:** I grew up in Southeastern Missouri and Southeastern Kansas. I am married to Ric Bush a pharmacist. We have two boys ages 14 and 12. I was a pediatric nurse before staying home to be with my family more than eight years ago.

**How did you get interested in quilting:** A friend took me to a quilt group at her church. She introduced me to Kim Diamond after I had made a few quilts. Kim was looking for an apprentice. Kim taught me just about everything I know about quilting. I also belong to a row by row group "One Oar Ship" that has taught me a great deal both technically and creatively.

**Tell about your favorite project:** Paper piecing is fun for me. One of the first things I paper pieced was a wall hanging for a retired entomologist that was full of a variety of bugs and reptiles in jars. I love the perfect points and tiny details. I quilted it tightly on my little Janome. It's in Arizona - maybe it's one of my favorites because I don't see it often!

**What are some of your other interests:** I'm a master gardener. I write a column for the Missourian once a month about gardening and spend a few hours every day in my yard during growing season. I'm active in my church as small group ministry leader and in music. I chauffeur my boys all over! Having tea with my friends is one of my favorite luxuries.

**Choice of a Friendship Block:** I've been saving scraps in red, white and black. I've started 6" log cabin blocks using these colors and I need help getting it done. Each (unfinished) 12" block is made up of four 6 1/4 inch log cabin squares with a Scotty dog in the center. A 1" black strip piece frames the entire block.



**NAME:** Kay Shoner

**CHAPTER:** Starlight Piecemakers

**MONTH:** March

**Background and Family:** I was born in 1936 in Topeka, KS. I grew up on the farm. My family moved to Mendon, MO in Chariton County in 1947. I played basketball and baseball in high school. I came to Columbia to then Christian College. Four days after graduation I was married. I have lived in Columbia ever since. I have four children and 5 grandchildren and two great grandchildren. I am single and my 96 year old father lives with me. I also take care of two babies during the week.

**How did you get interested in quilting:** About twenty three years ago I made a simple one square for my granddaughter and hand quilted it. I haven't had much time to quilt as I was working at Jack's restaurant at night and babysitting during the day. But I just keep plugging away at it.

**Tell about your favorite project:** I have pieced several quilts but really only finished three. I guess whatever I am working on at the time is my favorite. I also love to iron fabric.

**What are some of your other interests, jobs, etc.:** I like all kinds of music except Rap. Golf, bowling and gardening - all of which I can't do any more because of a bad back. I like to watch baseball, football and basketball on TV. I also like to read.

**Choice of a Friendship Block:** I haven't decided yet but will try to keep it simple.

### Jerry's Quilting Haven

Jerry Strode is doing well with her quilt retreats in her home in Camdenton, MO. She provides excellent meals and an ideal location for getting away for some focused quilting time. Cost for Friday evening through Sunday noon is \$85 per person. We've heard nothing but praise for her facilities and her food! If your group is interested in getting away for a weekend together, call 573-346-6970.

## WHAT'S HAPPENING...

March 31-April 1 - Quilters' Heaven in 2007 Quilt Show. Walnut Valley Quilters. Winfield Middle School, 130 Viking Blvd, Winfield, KS. For more information contact Connie Hittle (620-221-1520 or his@skyerock.net) or www.walnutvalleyquilters.com

April 2 - Jo Morton lecture "Making Something New That Looks Old," 7 pm, First Presbyterian Church, 400 Lakeview Rd, Mexico, MO. Sponsored by Prairie Pine Quilt Guild, Mexico, MO.

April 3 - "Strippy Stars" class taught by Jo Morton, 9 am - 4 pm, basement activities room at First Presbyterian Church, 400 Lakeview Rd, Mexico, MO. Fee is \$25 for Prairie Pine Quilt Guild members, \$35 for non-members. Contact Linda Carlson 573-581-8643 or ljcarlson@hughes.net if questions.

April 13-14 - Town & Country Quilters 15th Bi-Annual Quilt Show, Joplin Museum Complex, 7th & Schifferdecker, Joplin, MO. Admission \$2. Lynne Maguire (417) 649-6527 or jones3716@cableone.net

April 24-28 - 23rd Annual AQS Quilt Show, Paducah, KY. www.americanquilter.com

June 2-3 - Missouri River Quilt Fest "Tradition and Beyond", Lewis & Clark Middle School, Eastland Drive & East Hwy 50/63, Jefferson City, MO. Admission \$4. Over 300 quilts, mercantile, vendor mall, 2 raffle quilts. Sponsored by Missouri River Quilt Guild. Linda Smith (573) 893-8742 or mrqq\_quilters@yahoo.com

### New Members

#### Bonnie Licklдер

5330 Cottage Lane

Columbia MO 65201

phone: 573-449-7890 (H)

email: lckldr@centurytel.net

birthdate: January 31

### Renewals

#### Pam Close

4010 Thornwood Dr

Columbia MO 65202

phone: 573-214-3000 (W)

email: Pamela.close@mchsi.com

birthdate: September 23



### Appletree Quilting & Viking Center Guild Appreciation Discount For BTQG Members

*On the day of each of the two Booneslick Trail Quilters' Guild monthly meetings, Appletree Quilting & Viking Center will offer guild members a 20% discount on non-sale items. This includes fabric (1/2 yard min.), notions, books, and machine accessories. (Machines, sewing cabinets, and class fees are excluded).*


*Please present your BTQG membership card to take advantage of this offer.*

### NOMINATIONS ARE DUE AT APRIL 2 AND APRIL 5 MEETINGS

At the last meeting nomination forms were passed out at both chapter meetings. It is our hope that you will seriously consider being an officer this next year. Both chapters have made the experience so much easier by making it a team approach. Think of the people who have been participating as officers this year. It is now your turn. Remember many hands make the work light. Many of the programs are already schedule with you being able to add your own touch. If you would like to be committee chairs, put that information down too. That info will be given to the CEO and chapter presidents when they are voted into office. The last couple of years we asked for committee participation later in the year, but we need the officers and chairpersons now. In May nominations from the floor will be taken again. Voting will occur at our joint meeting on June 2, 2007. If you cannot be at the meetings, you may email us or phone with your suggestions.

Nancy Antonio, Joan Wescott, and Pat Leister

Nominating Committee



**Booneslick Trail Quilters' Guild**  
**P.O. Box 542**  
**Columbia, MO 65205-0542**



### **Day Chapter Meeting**

**April 2, 1:00 p.m.**


**Kim Diamond**  
**“From where I’ve been to  
where I’m going”**

### **Starlight Piecemakers Chapter Meeting**

**April 5, 7:00 p.m.**

**Lily Kerns**  
**Quilt University**

### **Happy Birthday**



April

Alice Leeper	3
Patti Cantu	4
Mildred Hobson	4
Karin Snyder	7
Beth Dessem	9
Angela Babich	10
Sandy Moritz	10
Carol Tummons	11
Dianne Jackson	15
Peg Swartz	15
Emma Jo Raines	16
Roslyn Dial	20
Pam Mann	21
Susan Gilmore	23
Mickie Clark	25
Anne Roberts Coleman	25
Nancy Einfeld	25
Elaine Omdal	25
Maria DeLamatre	26
Marilyn Russell	26
Martha Eberhard	28
Laura Kabrick	29



*Save for dates  
and time!*


## Tresa Jones Workshop

### “Royalty”

May 8th 2007 - 9:00 am to 12:00 noon

The front door will be open at 8:45 am

Held at Trinity Presbyterian Church  
1600 W Rollins Road, Columbia MO



Remember cutting paper snowflakes in grade school? The same technique applies here. This 3 hour class will consist of needle turn appliqué' along with the cutwork technique used on the center design and border. Please see sample at our guild meetings. If you want to add another fun and interesting step to your appliqué work, please come join us.

Please take a few minutes and check out Tresa's website: [www.tresajones.com](http://www.tresajones.com)

The supply list is on the back of the registration form.

*Send this  
in!*

## Tresa Jones Workshop

### “Royalty”

Tuesday, May 8th, 2007

BTQG Member Fee \$25.00 - Workshop limit 20

Non members Fee \$30.00

Mail or turn in your forms after April 8th

Name: \_\_\_\_\_ Check # \_\_\_\_\_

Address: \_\_\_\_\_

Phone No: \_\_\_\_\_ E-Mail address: \_\_\_\_\_

Make check payable to BTQG

Mail the bottom half of registration form and check to:

Sally Johnson, 3003 Linden Way, Columbia, MO 65202

# *Royalty*

Remember cutting snowflakes in grade school? Cutwork has its beginnings with paper snowflakes and when combined with needleturn applique, we create *Royalty*.

## **Supplies and materials**

Only three fabrics are used for this project which is based on a large scale print (the focus fabric). Referring to your focus fabric, choose one of the neutral colors for the background fabric and a contrasting color for the border. The border can be a stripe as in the sample or may be a smaller print that coordinates with the focus fabric.

**Focus fabric** - 1 fat quarter - the fabric should be a large scale print or can be a batik with large areas of color variation.

**Background** - 1 fat quarter - the fabric should “read” as a solid but can be tone on tone, solid, tiny checks, etc.

**Border** - 5/8 yd. - the fabric should coordinate with the focus fabric and border but also contrast with the focus fabric.

Wax-free transfer paper such as Dritz or Saral

Ballpoint pen

Applique needles and pins - I use John James Sharps size 12 for applique and love the Clover applique pins. I will bring a size 12 sharp and a size 11 straw need for everyone.

Embroidery needles - basting will go much quicker with a larger needle.

Thread to match fabrics - I like a fine thread such as Aurifil or Mettler machine embroidery thread.

Basting thread - this can be any thread - save your “good” thread for applique.

Needle threader

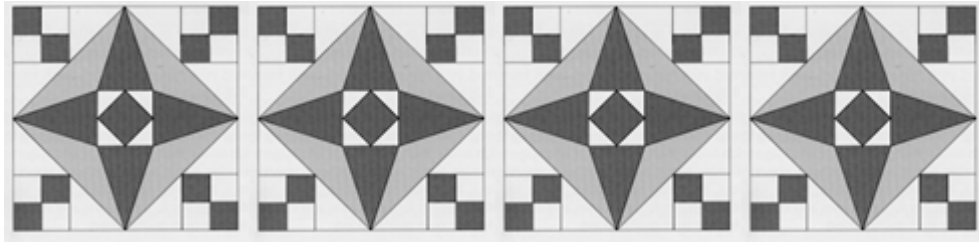
Small sharp, fine pointed scissors

18” rotary cutter ruler - we will use this to “press” registration creases in our fabric. We won’t need a rotary cutter.

**Optional:** Portable light and extension cord if you need more light than what the room provides.

**Homework:** This is really easy! Cut an 18” square of background fabric and a 14” square of focus fabric. Cut 4 - 5” x 19” strips of border fabric if using a stripe. Cut an 18” square of border fabric if using a print.

If you have any questions before class, please don’t hesitate to contact me at 785-336-2262, 785-294-0625 (C) or email at [tresa@tresajones.com](mailto:tresa@tresajones.com)



## **BTQG Annual Meeting**

**Saturday, June 2, 2007 9:00 am**

**Peachtree Banquet Center**

120 E. Nifong, Suite D

Breakfast Buffet Business Meeting

Trunk Show of Antique and Vintage Quilts by Dr. Alan Luger

### **Registration Form for 2007 Annual Meeting**

Saturday, June 2, 2007 9:00 am

**Members \$7.00 Guests \$12.50**

Member's name: \_\_\_\_\_

Address: \_\_\_\_\_

Phone: \_\_\_\_\_ Cash \_\_\_\_\_ Check # \_\_\_\_\_

Guest(s) Name(s): \_\_\_\_\_

Registration must be received by **May 22, 2007**. You may register by mail or at the April and May chapter meetings.

Make check payable to **BTQG**.

Send to: Carol Tummons  
3013 Meghann Dr.  
Columbia, MO 65203