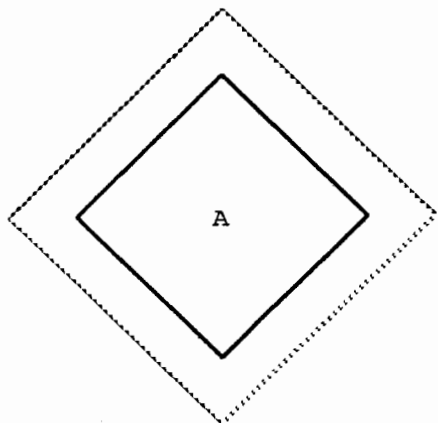
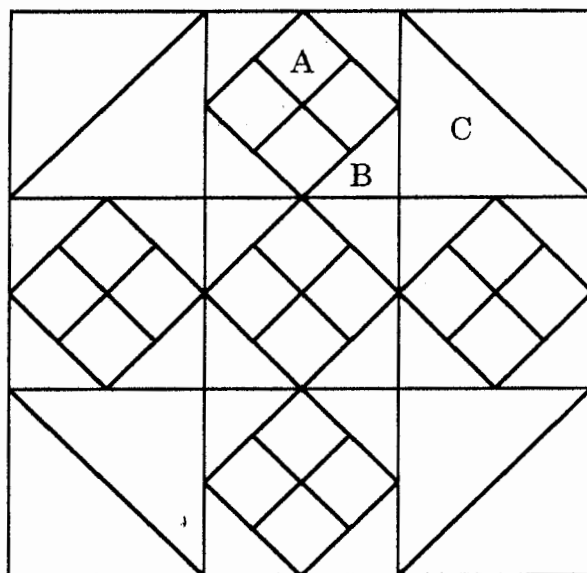



Argyle Block: 9" finished size. Block I in the 2009-10 series.



Cut

- 10 A—medium dark
- 10 A—medium
- 12 B—light and 8 very dark
- 4 C—medium
- 4C—light

(These are the suggested values. You can change the values and placement as you desire.)

This series is designed to help you build basic piecing skills. All of the blocks will be based on a 9-patch grid. Some will finish 9 inches, some 12 inches and some 6 inches. Make as many blocks of each pattern as you want. A setting plan will be with the July pattern.

For this pattern you need to make a template for A for best results (it won't kill you). If you prefer rotary cutting for B and C do the following. For B cut squares $2\frac{3}{8}$ " and subcut on the diagonal. For C, cut squares $3\frac{7}{8}$ " and subcut on the diagonal. Each square will yield two triangles.

