

Quilt-A-Gram



Volume 46, No. 5 BTQNews@gmail.com


BOONESLICK TRAIL QUILTERS' GUILD

CEO's Message

The holidays are upon us and I have to admit I am not ready. I'm enjoying the cooler temperatures, though. The stores have put out Christmas displays. Family conversations about where everyone will be for Thanksgiving and Christmas have begun. Our Day and Starlight Chapter Presidents are busy planning the holiday parties. They have a lot of fun things in store, and I hope you will save the dates to attend and participate in the festivities.

This time of year I'm reminded of how important it is to have a plan for plans, even if the plan is taking a breath and watching it unfold over time. This month the Board discussed the retreat, the quilt show, and the Missouri Quilt Museum display. All these events are several months away, yet the dates are on the calendar in ink. For those of you that haven't noticed, I'm very much a planner. I love "to-do" lists. Turn me loose with a set of Flair pens and watch how I fill out my calendar in color-coded comments. I rarely "fly by the seat of my pants," even when it may appear I do. My husband is a lot more at ease about scheduling and takes the "play it by ear" approach. I've found over the past 17 years of marriage, we balance one another out. A combination of our approaches to life has led to many great memories and a few frustrations when things were over (or under) planned.

We can apply both styles of planning to our quilting. I love quilts laid out perfectly with balanced colors and blocks in perfect unison. I also love the quilts that are more organic in nature. There is still a level of planning and thought, but they come into being with a much more laid-back approach. I've been making a few "improv" blocks lately. This was a technique that Lynn Hill found and shared a year or so ago. When I'm stressed or need a break from my scheduled life, I have found making them is a great way to decompress **Continued on Page 4**



Day Chapter Meeting
Monday — Nov. 6
Fairview UMC
Sit N Sew: 9:30 am
Mentor Moment: 11:15 am
Meeting: 1:00 pm



Starlight Piecemakers
Thursday — Nov. 2
Fairview UMC
Doors Open: 6:30 pm
Meeting: 7:00 pm

A Message from Sue —

What a precious season is upon us as we give thanks for our family, friends, and country. You are also someone I'm grateful to get to know better. Our common desire to grow in our sewing skills and to give with heart to others makes a good way to begin a friendship.

On Nov 6, please attend and learn about the art of making keepsakes in a crazy way! Kathryn Jones will be bringing her precious examples and those of others - Crazy Quilts (pillows & wall hangings) made from clothing items and creatively embellished. We'll all learn how the art began in the 1800s and expanded.

Plan to arrive with some sewing handwork or binding during Sit N Sew starting at 9:30 am. Featherweight Friends starts at 10 am. The Mentor Moment is open to all at 11:15 am; we'll focus on Hand Quilting without a hoop — Robin Heider will share her method. Bring lunch & meet new friends. Guild meeting at 1 pm.

— Sue Donnelly, Day Chapter President

A Message from Kat —

Darren Munns is currently the head baseball coach at Columbia College. He has coached college baseball for 30 seasons. Darren has built (or rebuilt) four different college baseball programs that either did not exist or were on life support, and transformed them into improbable winners. He lives here in Columbia with his wife, Sarah, and 8-year-old daughter, Mary Ellen, who is excited to show off her first quilt to the guild.

Darren is author of "Cheers to Baseball, My Crazy Journey on College Baseball: Perseverance, Leadership, and Unbelievable Stories." He recently published a children's book, "The Mighty Warner." It's an entertaining book that provides valuable life lessons to readers. Darren appreciates the talent and skills that go into quilting, so sit back and enjoy his perspective on baseball and quilting.

— Kat Reece
 Starlight Chapter President



Quilt-Q-gram

Volume 46, no. 5 FY 2023-2024

Published monthly by Booneslick Trail Quilters' Guild, a not-for-profit organization, established in 1978, and dedicated to educating its members in the art and appreciation of quilt making.

BTQG Board of Directors 2023-2024

Executive Board Members (Elected Officers)

CEO	Lora Brinkman	lora3677@gmail.com
Vice CEO	Amy Reilly	reilly2teach@yahoo.com
Past CEO	Robin Heider	robinheider10@gmail.com
Secretary	Carol Sexton	carolsexton409@gmail.com
Treasurer	Willie Morris	morrisw@missouri.edu
Day President	Sue Donnelly	suephil4@yahoo.com
Starlight President	Kat Reece	kathrynreece24@gmail.com

Standing Committee Chairs (Appointed)

Day and Starlight Program	Maggie Walter	maggiewalter7@gmail.com
Membership	Donna Puleo	puleod@missouri.edu
Library	Jeanne Sanchez	ajeansanchez@gmail.com
Service Projects	Connie Richards	richardscs60@gmail.com
Newsletter	Glenda Moum	moumg@missouri.edu
Quilt Show	Martha Eberhard	marthaeberhard@hotmail.com

Ad Hoc Committee Chairs (Appointed)

Website	Janet Hollandsworth	quilterchic@gmail.com
Social Media	Barb Nixon	vbixon22@gmail.com
Membership Directory	Pam Close	closeps@gmail.com
Winter Retreat	Martha Eberhard	marthaeberhard@hotmail.com

Pick up your membership directories at either November meeting!

Treasurer's Report

Period: 7/01/2023-6/30/2024

Approved Report prepared & submitted on 9/9/2023 to Board for Approval by

Willie Morris, Treasurer

Guild's NET ASSETS on 9/30/2023

Cash 9/30/2023 (General Ledger)	\$30,292.25
Savings (Money Mkt Balance)	\$ 1,035.82
CD's (3)	<u>\$18,546.72</u>
Net Assets	\$48,848.97

Number of Members 126

FY2023-2024 (07/01/23-06/30/24) Year-to-Date Summary of General Ledger Financial Transactions To-Date

Beginning Cash Balance	\$36,704.10
FY2023-2024 Deposits	\$7,930.00
FY2023-2024 Expenses	(\$14,341.85)
Ending (Cash) Balance on 9/30/2023	\$30,292.25

Featherweight Friends

Bring your vintage feet to our November meeting and we will work to identify them and discuss their function.

Please bring donations for our Featherweight group centerpiece. I have donated a sewing machine trolley to house our gifts.

— Linda Rexroth

Board of Directors Monthly Meeting

The executive board met on 10/9/23 at 6:00 pm at Appletree Quilting Center with a full quorum and adjourned at 7:03 pm. Officers, Standing Committee chairs & ad hoc chairs reported, as well as old business, new business discussed.

The following motions were made:

1. To change policy 6.g.i. regarding member booklets not yet picked up to read "Any remaining booklets will be mailed after December 15th.
2. To change policy 6.g.ii regarding extra copies of membership booklets currently at \$2.00 to read "at cost" due to rising costs of printing.

The minutes in entirety will be available on the BTQG website after the November board meeting and last month's minutes are available now if you would like to review them. Thank you.

— Carol Sexton
Secretary

November 2023

	Mon	Tue	Wed	Thu	Fri	Sat
			1	2 Starlight Piecemakers 7:00 pm	3	4
5	6 Sit N Sew 9:30 am Featherweight Friends: 10:00 am Mentor Moment 11:15 am Day Chapter: 1:00pm	7	8 Small Wonders 1:00 pm DBRL	9 Sassy Stit- chers 9:30 am - 11:30 am DBRL	10	11
12	13 Board Mtg: 6:00 pm Zoom	14 Evening Sit N Sew 5:30 pm - 8:30 pm Appletree	15 SASH 2:00 pm Linda Karns BTQG News- letter Dead- line	16	17	18
19	20	21	22	23	24	25
26	27	28	29	30		

Calendar Contacts: (For e-mail addresses, consult the directory)

Day Chapter: Sue Donnelly 573-521-9644

Starlight Chapter: Kat Reece 573-619-7928

Guild's Calendar: Amy Reilly 573-819-1561

Guild Interest Groups

Evening Sit N Sew: Carol Sexton 775-830-9654
Featherweight Friends: Linda Rexroth 573-823-9588
Medallion Group: Bettina Havig 573-449-1602
Needlework: Mona Stevenson 573-698-2019
SASH*: (Meetings TBA) Sarah Briggs 573-634-2162
 or Linda Karns 573-825-2020
Sassy Stitches: Peggy Brothers 573-819-6682
Small Wonders: Karon Huggler 573-489-6373
Southside EPP/Art: Barbara Beattie 573-489-1935

Please note that not all interest groups meet every month. You are welcome to ask the contact people at right for information or questions about any of these friendly groups.

*Short Attention Span Happy Quilters!

Continued from Page 1 and use up leftover scraps from planned projects. Enjoying the journey and embracing the love of the art form are just as important.

I encourage you this holiday season to remind yourself to enjoy the season. Don't allow the challenges of scheduling and gift preparation to overshadow the joy of the process. I hope you can find some time to quilt, too.

— Lora Brinkman, CEO

Missouri Quilt Museum Show-Me Gallery

Our guild is on the calendar for September and October 2025 (Yes, 2025) to display quilts in the Show-Me Gallery at the Missouri Quilt Museum in Hamilton, MO.

We have formed an ad-hoc committee to discuss how to select the quilts. Stay tuned for more information. If you would like to help on the committee, it would be appreciated! As time grows nearer, more information will be shared. In the meantime, please feel free to forward any questions you have to Lora Brinkman, Lora3677@gmail.com.

Service Projects:

Thank you, everyone, for all you have done for Service Quilts! Since we have a lot of new members, I thought I would post here who we donate quilts to: Ronald McDonald House, Rainbow House, True North, and University of Missouri Adult and Pediatric Chemo units. In case you would like to help, here is some helpful information.

Sizes can vary a lot. True North prefers bigger quilts -- twin and up. The others will take any size (36x36, 40x40, 40x48, 42x48 48x48, 50x50, 52x52, 54x54, 60x60). Don't let this limit you on what you make; they will take any size!

Pillowcases are also appreciated—2.5" accent, 9" cuff, and 27" body. If you need a demo I can show you how, or there are lots of tutorials on the net also, but remember, they are very addictive! You also can make and donate pet beds to the Humane Society from your scraps. Make a fat quarter-size pillowcase, stuff it, and sew the top closed.

Make someone happy! — Connie Richards, Service Projects

Membership News

New Member: Ed Simms, 1700 Stonehill Drive, Columbia, MO (816) 332-2270

Birthday 01/14 Email: Edsimms321@gmail.com

Membership Booklet Corrections: the following corrections need to be made to your membership booklet:

Page 5: Needlework Interest Group Contact person is Mona Stevenson 573-698-2019

Page 26: Linda Lexroth's email address is incorrect: clairw@centurytel.net (there is no "e" in Clair)

Page 27: Marty Webster's phone number and email address were omitted. Her phone number is 660.815.3165 and her email address is marty3045@gmail.com

Page 29: Peggy Brothers is misspelled as Peggie.

Page 30: Martha Eberhard's name is incorrectly listed as Margaret.



Happy Birthday

Name	Date	Name	Date
Maggie Walter	11/2	Dana Morgenthaler	11/6
Pat Hilderbrand	11/2	Marilyn Beissenherz	11/11
Dorothy Leeper	11/4		

Challenge Quilt

You are going to enjoy the quilt challenge for our show in 2024! The focus fabric is called “Smoke.” It is a beautiful ombre fabric from Quilted Treasures’ “Gypsy Soul” series. We took the remainder of the bolt from Eric and Amy at Appletree, so we have enough for a several participants. I love this fabric; it will be quite happy to coordinate with any color or colors you want to include. If you know me, you know I’m not fond of a lot of rules in designing a quilt — your heart simply needs a lot of freedom to create. So the following are the requirements for your design, but my hope is that they will give you ideas and not “contain” you. I will be at our guild meetings with a sign-up sheet and a piece of Gypsy Soul for you.

Quilt Challenge 2024 Rules:

1. Your piece must adhere to traditional 3-layer quilt construction, consisting of a backing, a top, and batting, and quilted either with hand or machine quilting.
2. The focus fabric provided must be used in the design. And all other fabrics used must be 100% cotton.
3. Dimensions should be no more than 24 inches on any side, and no less than 12 inches on any side.
4. Participants must use at least one hand stitching technique in the design, i.e., hand piecing, hand quilting (including big stitch quilting), embroidery, applique. (And you are welcome to use Crayola art in your quilt; however, Crayola art will not be counted as a hand stitching technique.)

This challenge is designed to include all levels of quilters from beginners to advanced. It is intended to encourage the quilter in you and spark a desire to play with some fabric and thread! Can’t wait to see what you do!

— Mindy Smith, Coordinator-Quilt Challenge 2024

Hokey-Pokey Bias Binding Poem—By Judy Kirkpatrick, sort of

Start with a strip 16” by width of fabric. Trim off selvages. Open horizontally, wrong side up.

Fold your left corner down

Fold your right corner up

Turn 90 degrees—clockwise

Align the fold ups (fold bottom fold to top and align with top fold)

Lay on strip cutter and fold the sides in, Run thru cutter and voila ... 16’ bias binding when sewn together.

Note: I used a 2^{1/2} strip cutter but it will work on 2^{1/4}

Block Party!

If you didn’t pick up the Block Party sheet at a October meeting, you can email Lora Brinkman for a copy (Lora3677@gmail.com).

At the October meetings, Starlight members turned in 6 blocks and Day chapter turned in 11 blocks. Congrats to Martha Eberhard and Connie Richards for winning the sets of blocks. Martha donated hers to the Marketplace committee for a Quilt Show project; I can’t wait to see what you make!

Be sure to bring your completed purple Domino blocks to a November meeting for a chance to win the entire set turned in at that meeting. We will do a drawing at the beginning of Show N Tell at each chapter meeting for the blocks brought to that meeting.

Please write your name on the back of your block so the winner knows everyone who participated. You can write it on a seam allowance, pin it to the block with a safety pin, or attach a sticky label. Remember to pick up the next sheet, too!

See the July 2023 Newsletter for additional details about the Block Party. Questions?

— Lora Brinkman, CEO

CEO Challenge

Goodness me! You all have some quilty bling! It was great to see all the fun shirts, pins, shawls, socks, and more adorn our group at the October meetings.

The November CEO Challenge is: Twinning!

Find someone with the same color shirt, pants, skirt, or shoes as you. (Remember we grade on the curve. It doesn't have to be the exact same shade, just a general similarity.) Write down the color, initial each other's slip, and drop it in the CEO Challenge basket. No cheating and coordinating beforehand! Are you uniquely you in color? No matches? Drop in an entry for being original.

Come early to the November Day or Starlight chapter meeting to have time to mingle and complete the challenge. Lora arrives approximately 30 minutes before the meeting, so if you are earlier than that, stalk the door for her arrival to grab your CEO Challenge slip. Drawing will be held at the beginning of Show N Tell.

See the July 2023 Newsletter for additional details about the CEO Challenge. Questions? Contact Lora Brinkman, CEO

Angel Wings Easter Quilt Drive

Lora Brinkman is collecting quilts for the **Angel Wings Clothing Closet** (501c(3) charity) again this year. The past two years, 100+ quilts have been donated through our guild and Lora's family. Quilts should be a minimum of 36x36 and maximum of 60x60. The quilts are included in the baskets at the non-profit group's Easter event for foster children in the Mid-Missouri area. Quilts for boys and girls are needed. They aren't picky about color, style, or complexity of the design. The quilts are intended to bring a smile to a child's face and give them something that is of their very own. Learn more about Angel Wings Clothing Closet on their website (<https://www.angelwingscloset.com/>).

If getting the tops quilted is your hesitation, Lora is once again offering to collect the tops and quilt them. Please provide the top and backing. Lora will be scouring deals for batting and has offered to provide batting if needed. If you have batting scraps to send along with your quilt tops, that is excellent. If not, please do not let that keep you from helping.

- ◆ The deadline to turn in quilt tops for quilting is: February 19, 2024
- ◆ The deadline to turn in completed quilts is: March 4, 2024

If you are willing to help, please contact Lora Brinkman (Lora3677@gmail.com).

Holiday Lunch Potluck - Save the Date: Dec 4th at 11 am.

- Guild provides the meat dish and a time to enjoy your guild friendships.
- A Special Quilt Show presentation will help us all prepare for next year's quilt entries.
- Consider helping your special interest group make a centerpiece. It will help others learn about what your group focuses on.



A Silent Auction will take place (please consider donating items in "like new" condition with a value of \$5 or greater).

"Holiday Helpers" are still needed! Please come at noon on Nov 6 (before the Day Chapter meeting) to plan our special luncheon details. Your help is needed.

Winter Retreat

There are still openings for the *Go Jump in the Lake!* winter retreat scheduled for February 17-19, 2024. Registration forms can be found in the September newsletter and on the BTQG website under Members - Winter Retreat. The retreat costs \$230 for a double room and \$335 for a single room. Not sure who to room with? Give me a call and I'll help set you up. If you plan to take one or both of the classes at the retreat, there is an additional \$5 charge per class. Please contact Martha Eberhard with questions.

Quilt Show Save the Date!


The quilt show committee is very pleased to announce that the 2024 quilt show will be held September 20 - 21 at Community United Methodist Church located on West Broadway across from Hy-Vee. We will have full use of the church's Welcome Center and Fellowship Hall to display quilts, set up Marketplace, silent auction, demonstrations, and service projects. The layout committee has measured the space and will be working on an early rough draft to determine how best to utilize the space.

The theme of the show is "Quilts of Many Colors." Mindy Smith has set up guidelines for the quilt challenge and will have information along with focus fabric available at the November chapter meetings. Sassy Stitchers and the Needlework interest groups are putting the final stitches into two opportunity quilts. The Marketplace committee is busy preparing kits for you to take and work on your own over the winter months.

I'm incredibly grateful for everyone involved with the quilt show and for the speed at which this is coming together. Please contact Martha Eberhard with questions.

Missing in Action

We are missing the 2016 quilt show book for which Mindy Smith was the chair. This was the quilt show that was held at Stoney Creek Inn, and I suspect it was checked out during the 2018 quilt show when there wasn't a quilt show chair. Please check your shelves at home to see if you might be storing it for us. If so, please contact Martha Eberhard.



Marketplace Update

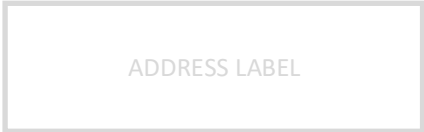
Thanks to each of you who took a kit in October. We plan to have additional kits for quilted projects at the next meeting, so stop by our table to check them out. Feel free to take more than one, since you'll have all winter to work on them. Or, come up with something from your stash.

Popular colors and prints sell best, so make good use of your effort by selecting current fabrics, if possible. While autumn and winter projects sell well at a September show, other seasons and general items will sell, too. Kitchen items in particular are used year-round, so nonseasonal fabrics work well.


We'll have a table at each meeting, so bring in your projects as you finish them – and check for something new to work on while you're there. We look forward to seeing your handiwork.

— Mona and Trina

Booneslick Trail Quilters' Guild
P.O. Box 542
Columbia, MO 65205-0542



VISIT OUR WEBSITE
[HTTP://BTQG.MISSOURI.ORG](http://BTQG.MISSOURI.ORG)



Day Chapter Meeting
Monday — Nov. 6
Fairview UMC
Sit N Sew: 9:30 am—1 pm
Mentor Moment: 11:15 am
Meeting: 1:00 pm



Starlight Piecemakers
Thursday — Nov. 2
Fairview UMC
Doors Open: 6:00 pm
Meeting: 7:00 pm



Make a Mini Thread Catcher During Sit N Sew
www.fabrictherapy-blogspot.com



Prepare your cylinder in advance: Use one (1) 8x10-inch piece of fabric **plus** two (2) 3^{1/2} inch circles of the same fabric. Turn under 1/4 inch on each 10-inch side and press. Line the 8-inch sides, right sides together, and sew 1/4 inch *by machine*. Press seam open. Your cylinder is ready for Sit N Sew.



Bring your prepared cylinder and the two 3^{1/2} inch circles plus your basic hand sewing tools. **The cardboard ring, circles, and batting needed to complete will be provided.**

